

# Compal Confidential

## JAL90 M/B Schematics Document

### Intel Penryn Processor with Cantiga + DDRII + ICH9M

2008-07-04

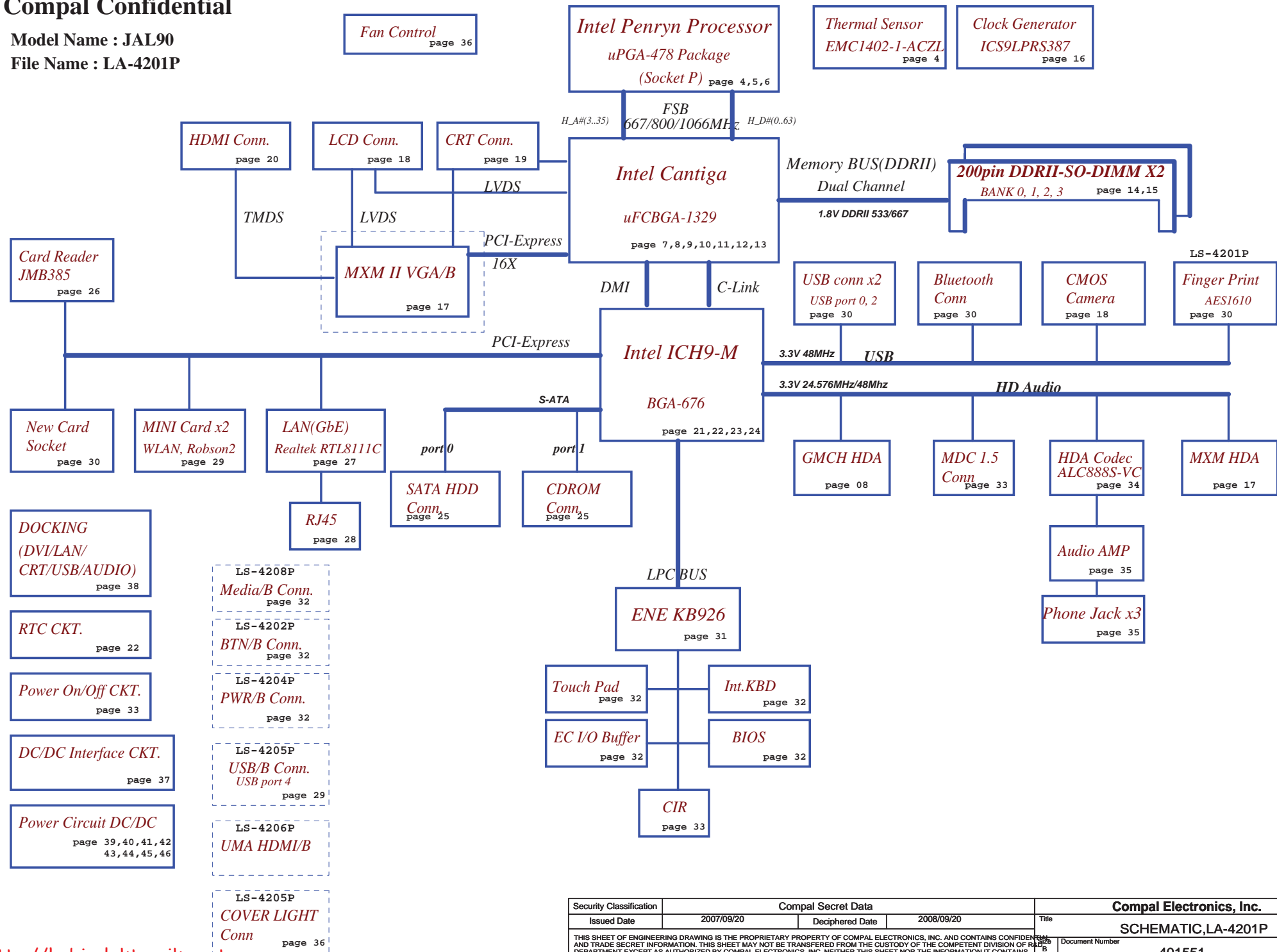
REV:1.0

Security Classification		Compal Secret Data		Compal Electronics, Inc.	
Issued Date	2007/09/20	Deciphered Date	2008/09/20	Title	SCHEMATIC,LA-4201P
THIS SHEET OF ENGINEERING DRAWING IS THE PROPRIETARY PROPERTY OF COMPAL ELECTRONICS, INC. AND CONTAINS CONFIDENTIAL AND TRADE SECRET INFORMATION. THIS SHEET MAY NOT BE TRANSFERRED FROM THE CUSTODY OF THE COMPETENT DIVISION OF R&D DEPARTMENT EXCEPT AS AUTHORIZED BY COMPAL ELECTRONICS, INC. NEITHER THIS SHEET NOR THE INFORMATION IT CONTAINS MAY BE USED BY OR DISCLOSED TO ANY THIRD PARTY WITHOUT PRIOR WRITTEN CONSENT OF COMPAL ELECTRONICS, INC.				Document Number	401551
				Date: Monday, July 21, 2008	Rev I
				Sheet 1 of 50	

# Compal Confidential

Model Name : JAL90

File Name : LA-4201P



Security Classification		Compal Secret Data		Compal Electronics, Inc.	
Issued Date	2007/09/20	Deciphered Date	2008/09/20	Title	SCHEMATIC, LA-4201P
THIS SHEET OF ENGINEERING DRAWING IS THE PROPRIETARY PROPERTY OF COMPAL ELECTRONICS, INC. AND CONTAINS CONFIDENTIAL AND TRADE SECRET INFORMATION. THIS SHEET MAY NOT BE TRANSFERRED FROM THE CUSTODY OF THE COMPETENT DIVISION OF R&D DEPARTMENT EXCEPT AS AUTHORIZED BY COMPAL ELECTRONICS, INC. NEITHER THIS SHEET NOR THE INFORMATION IT CONTAINS MAY BE USED BY OR DISCLOSED TO ANY THIRD PARTY WITHOUT PRIOR WRITTEN CONSENT OF COMPAL ELECTRONICS, INC.				Document Number	401551
				Date:	Monday, July 21, 2008
				Sheet	2 of 50

## Voltage Rails

Power Plane	Description	S1	S3	S5
VIN	Adapter power supply (19V)	N/A	N/A	N/A
B+	AC or battery power rail for power circuit.	N/A	N/A	N/A
+CPU_CORE	Core voltage for CPU	ON	OFF	OFF
+0.9VS	0.9V switched power rail for DDR terminator	ON	OFF	OFF
+1.05VS	1.05V switched power rail	ON	OFF	OFF
+1.25VS	1.25V switched power rail	ON	OFF	OFF
+1.5V	1.5V power rail for HDA	ON	ON	OFF
+1.5VS	1.5V switched power rail	ON	OFF	OFF
+1.8V	1.8V power rail for DDR	ON	ON	OFF
+1.8VS	1.8V switched power rail	ON	OFF	OFF
+2.5VS	2.5V switched power rail	ON	OFF	OFF
+3VALW	3.3V always on power rail	ON	ON	ON*
+3V	3.3V power rail for SB	ON	ON	X
+3V_LAN	3.3V power rail for LAN	ON	ON	X
+3VS	3.3V switched power rail	ON	OFF	OFF
+5VALW	5V always on power rail	ON	ON	ON*
+5VS	5V switched power rail	ON	OFF	OFF
+VSB	VSB always on power rail	ON	ON	ON*
+RTCVCC	RTC power	ON	ON	ON

Note : ON\* means that this power plane is ON only with AC power available, otherwise it is OFF.

## External PCI Devices

Device	IDSEL#	REQ#/GNT#	Interrupts
--------	--------	-----------	------------

## EC SM Bus1 address

Device	Address	Device	Address
Smart Battery	0001 011X b	ADI ADT7421	1001 100X b
EEPROM(24C16/02)	1010 000X b		
GMT G781-1	1001 101X b		

## EC SM Bus2 address

## ICH9M SM Bus address

Device	Address
Clock Generator (ICS9LPRS387, SLG8SP556V)	1101 001Xb
DDR DIMM0	1001 000Xb
DDR DIMM2	1001 010Xb

STATE	SIGNAL	SLP_S1#	SLP_S3#	SLP_S4#	SLP_S5#	+VALW	+V	+VS	Clock
Full ON		HIGH	HIGH	HIGH	HIGH	ON	ON	ON	ON
S1(Power On Suspend)		LOW	HIGH	HIGH	HIGH	ON	ON	ON	LOW
S3 (Suspend to RAM)		LOW	LOW	HIGH	HIGH	ON	ON	OFF	OFF
S4 (Suspend to Disk)		LOW	LOW	LOW	HIGH	ON	OFF	OFF	OFF
S5 (Soft OFF)		LOW	LOW	LOW	LOW	ON	OFF	OFF	OFF

## Board ID / SKU ID Table for AD channel

Vcc	3.3V +/- 5%			
Ra/Rc/Re	100K +/- 5%			
Board ID	Rb / Rd / Rf	VAD_BID min	VAD_BID typ	VAD_BID max
0	0	0 V	0 V	0.155 V
1	8.2K +/- 5%	0.168 V	0.250 V	0.362 V
2	18K +/- 5%	0.375 V	0.503 V	0.621 V
3	33K +/- 5%	0.634 V	0.819 V	0.945 V
4	56K +/- 5%	0.958 V	1.185 V	1.359 V
5	100K +/- 5%	1.372 V	1.650 V	1.838 V
6	200K +/- 5%	1.851 V	2.200 V	2.420 V
7	NC	2.433 V	3.300 V	3.300 V

## BOARD ID Table

Board ID	PCB Revision
0	0.1
1	0.2
2	0.3
3	1.0
4	1A
5	
6	
7	

## BTO Option Table

BTO Item	BOM Structure
JAL90	JAL90@
JAW50/KAW00	JAW50@
UMA	GM@
JAL90-UMA	JAL90GM@
JAW50/KAW00	GLPM@
Discrete	
Discrete	PM@
ALC888VC	888VC@
ALC888VB	888VB@
8111C	8111C@
8102E	8102E@
ALC268	268@
JAL90/JAW50	ABO@
KAW00	EM@
JAL90/JAW50	JAL9050@
KAW00	
JAL90-DIS	JAL90PM@
JAW50-DIS	JAW50PM@
JAW50-UMA	JAW50GL@

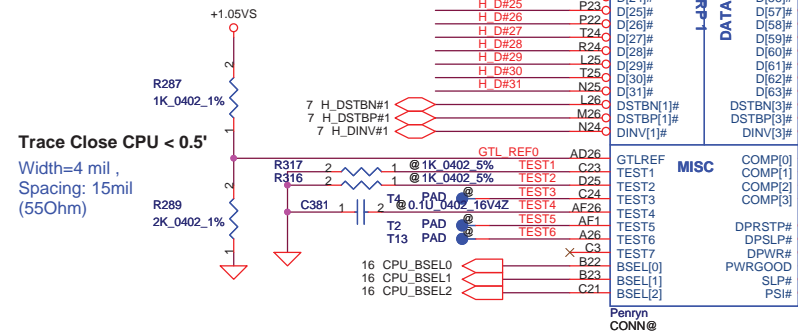
## BOM Configuration Table

Project	BOM Configuration
JAL90-UMA	431551BOL01:JAL90GM@/JAL9050@/JAL90@/GM@/888VC@/8111C@/ABO@
JAL90-DIS	431551BOL02:PM@/JAL90PM@/JAL9050@/JAL90@/GLPM@/888VC@/8111C@/ABO@
JAW50-UMA	431551BOL11:JAW50@/JAW50GL@/JAL9050@/GM@/GLPM@/8111C@/268@/ABO@
JAW50-DIS	431551BOL12:PM@/JAW50@/JAW50PM@/JAL9050@/GLPM@/8111C@/268@/ABO@
KAW00	431551BOL31:JAW50@/JAW50GL@/JAL9050@/GM@/GLPM@/8111C@/268@/EM@

Security Classification	Compal Secret Data			Compal Electronics, Inc.		
Issued Date	2007/09/20	Deciphered Date	2008/09/20	Title	SCHEMATIC,LA-4201P	
THIS SHEET OF ENGINEERING DRAWING IS THE PROPRIETARY PROPERTY OF COMPAL ELECTRONICS, INC. AND CONTAINS CONFIDENTIAL AND TRADE SECRET INFORMATION. THIS SHEET MAY NOT BE TRANSFERRED FROM THE CUSTODY OF THE COMPETENT DIVISION OF R&D DEPARTMENT EXCEPT AS AUTHORIZED BY COMPAL ELECTRONICS, INC. NEITHER THIS SHEET NOR THE INFORMATION IT CONTAINS MAY BE USED BY OR DISCLOSED TO ANY THIRD PARTY WITHOUT PRIOR WRITTEN CONSENT OF COMPAL ELECTRONICS, INC.				Document Number	401551	Rev I
				Date:	Monday, July 21, 2008	Sheet 3 of 50



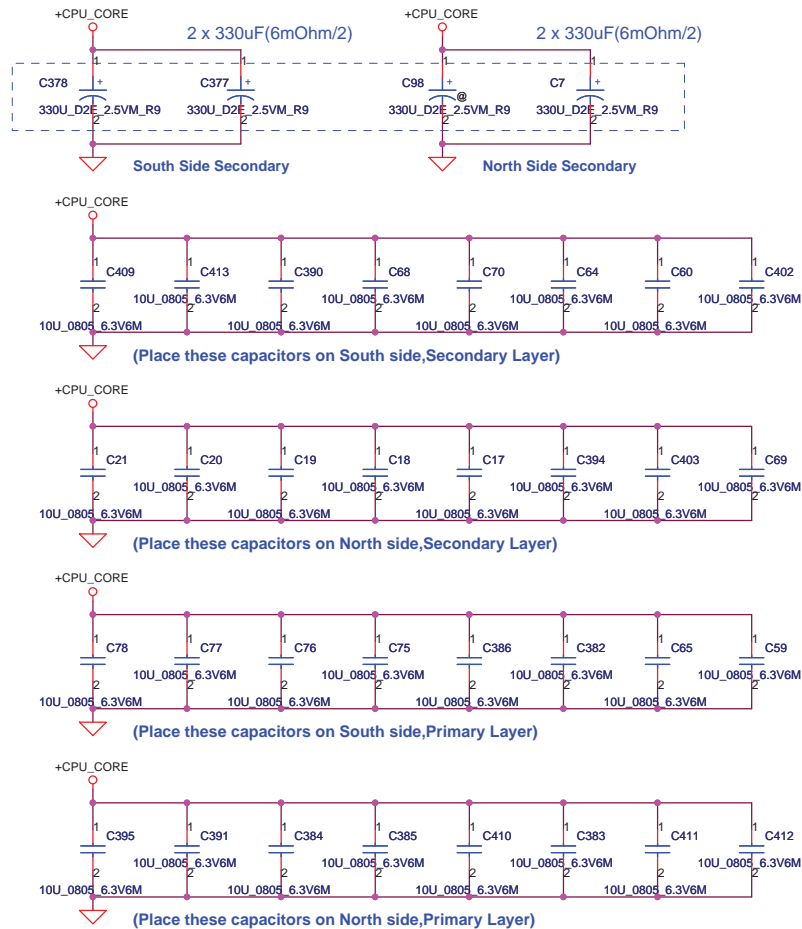
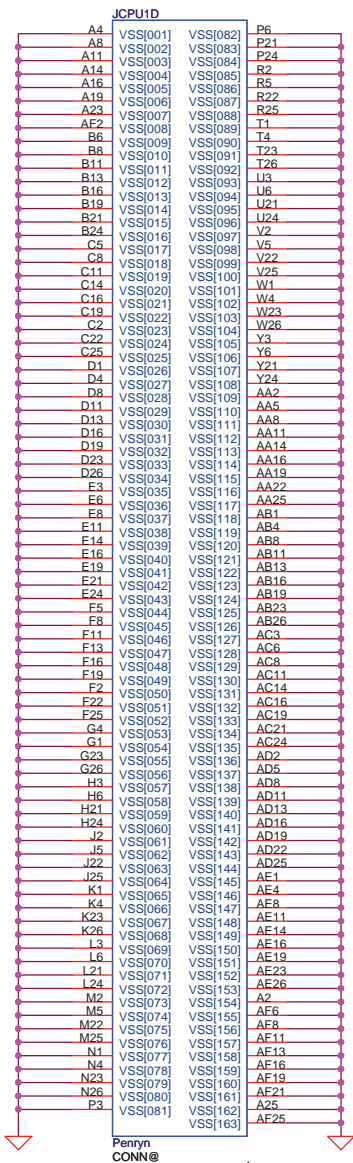
Trace Close CPU < 0.5'  
Width=4 mil,  
Spacing: 15mil  
(55Ohm)



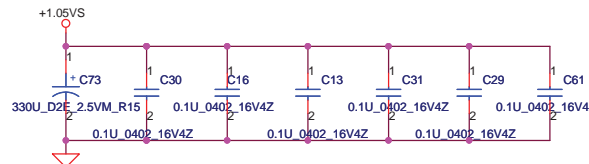
TRACE CLOSELY CPU < 0.5'

COMP0, COMP2 layout : Width 18mils and Space 25mils (27.4Ohms)  
COMP1, COMP3 layout : Width 4mils and Space 25mils (55Ohms)

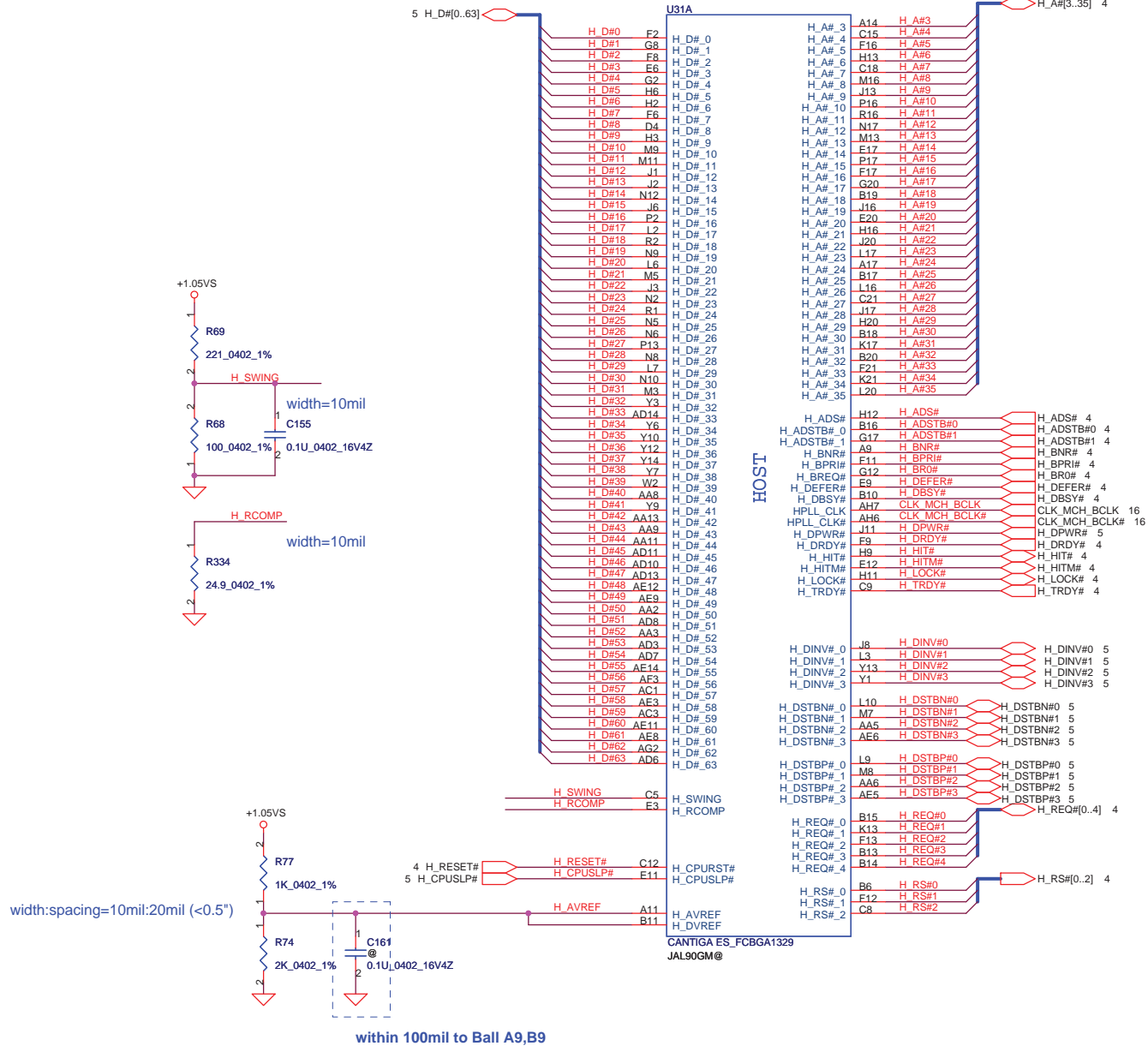
Security Classification		Compal Secret Data		Compal Electronics, Inc.	
Issued Date	2007/09/20	Deciphered Date	2008/09/20	Title	SCHEMATIC,LA-4201P
THIS SHEET OF ENGINEERING DRAWING IS THE PROPRIETARY PROPERTY OF COMPAL ELECTRONICS, INC. AND CONTAINS CONFIDENTIAL AND TRADE SECRET INFORMATION. THIS SHEET MAY NOT BE TRANSFERRED FROM THE CUSTODY OF THE COMPETENT DIVISION OF R&D DEPARTMENT EXCEPT AS AUTHORIZED BY COMPAL ELECTRONICS, INC. NEITHER THIS SHEET NOR THE INFORMATION IT CONTAINS MAY BE USED BY OR DISCLOSED TO ANY THIRD PARTY WITHOUT PRIOR WRITTEN CONSENT OF COMPAL ELECTRONICS, INC.					
Size B	Document Number	401551	Rev I	Date:	Monday, July 21, 2008
Sheet	5	of	50		



+CPU-CORE Decoupling	C,uF	ESR, mohm	ESL,nH
SPCAP,Polymer	4X330uF	6m ohm/4	1.8nH/6
MLCC 0805 X5R	32X22uF	3m ohm/32	0.6nH/32
	32X10uF	3m ohm/32	0.6nH/32



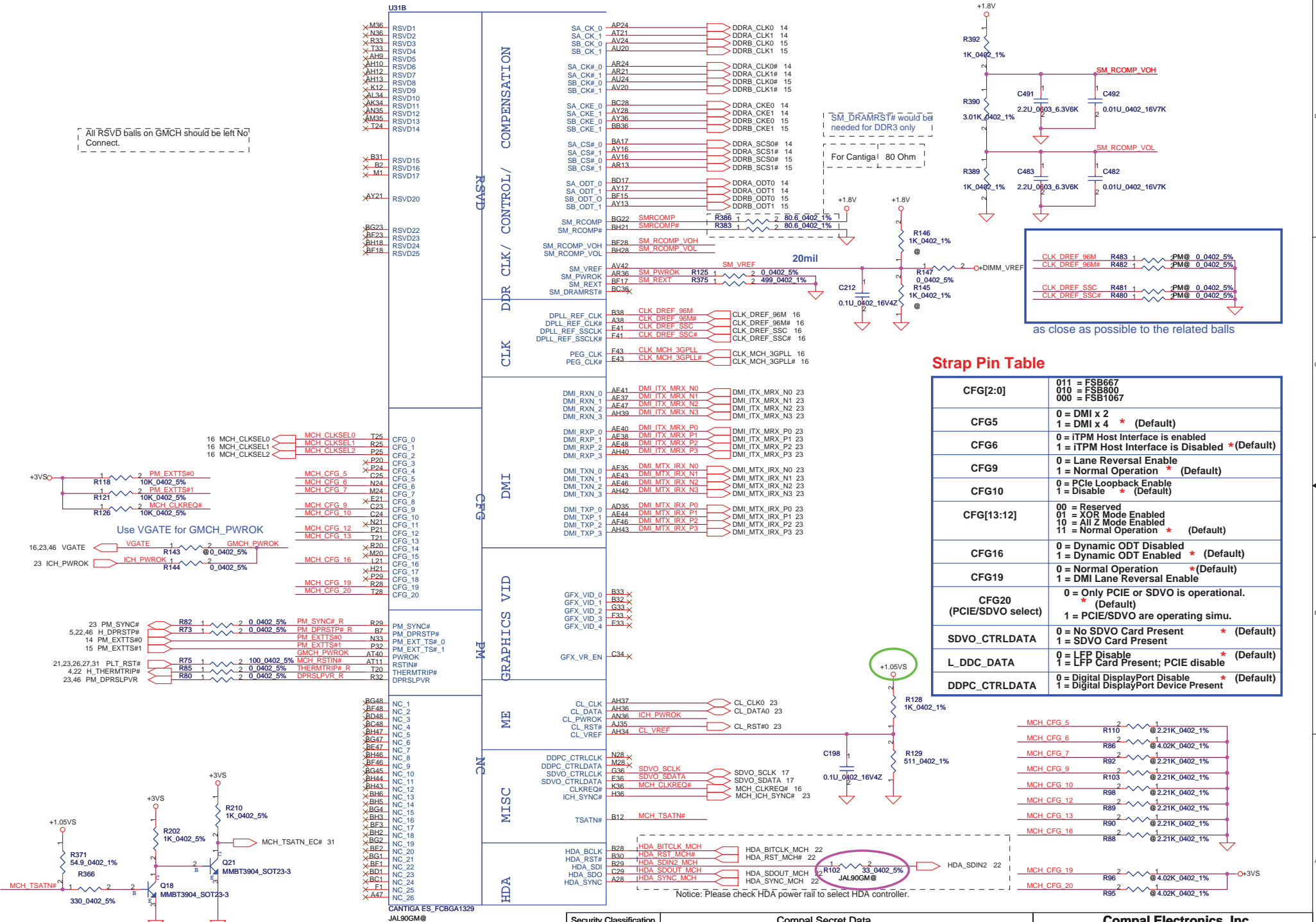
Security Classification		Compal Secret Data		Compal Electronics, Inc.	
Issued Date	2007/09/20	Deciphered Date	2008/09/20	Title	SCHEMATIC,LA-4201P
THIS SHEET OF ENGINEERING DRAWING IS THE PROPRIETARY PROPERTY OF COMPAL ELECTRONICS, INC. AND CONTAINS CONFIDENTIAL AND TRADE SECRET INFORMATION. THIS SHEET MAY NOT BE TRANSFERRED FROM THE CUSTODY OF THE COMPETENT DIVISION OF R&D DEPARTMENT EXCEPT AS AUTHORIZED BY COMPAL ELECTRONICS, INC. NEITHER THIS SHEET NOR THE INFORMATION IT CONTAINS MAY BE USED BY OR DISCLOSED TO ANY THIRD PARTY WITHOUT PRIOR WRITTEN CONSENT OF COMPAL ELECTRONICS, INC.				Document Number	401551
				Date	Monday, July 21, 2008
				Sheet	6 of 50



Security Classification		Compal Secret Data		Compal Electronics, Inc.	
Issued Date	2007/09/20	Deciphered Date	2008/09/20	Title	SCHEMATIC,LA-4201P
THIS SHEET OF ENGINEERING DRAWING IS THE PROPRIETARY PROPERTY OF COMPAL ELECTRONICS, INC. AND CONTAINS CONFIDENTIAL AND TRADE SECRET INFORMATION. THIS SHEET MAY NOT BE TRANSFERRED FROM THE CUSTODY OF THE COMPETENT DIVISION OF R&D DEPARTMENT EXCEPT AS AUTHORIZED BY COMPAL ELECTRONICS, INC. NEITHER THIS SHEET NOR THE INFORMATION IT CONTAINS MAY BE USED BY OR DISCLOSED TO ANY THIRD PARTY WITHOUT PRIOR WRITTEN CONSENT OF COMPAL ELECTRONICS, INC.				Document Number	401551
				Date	Monday, July 21, 2008
				Sheet	7 of 50



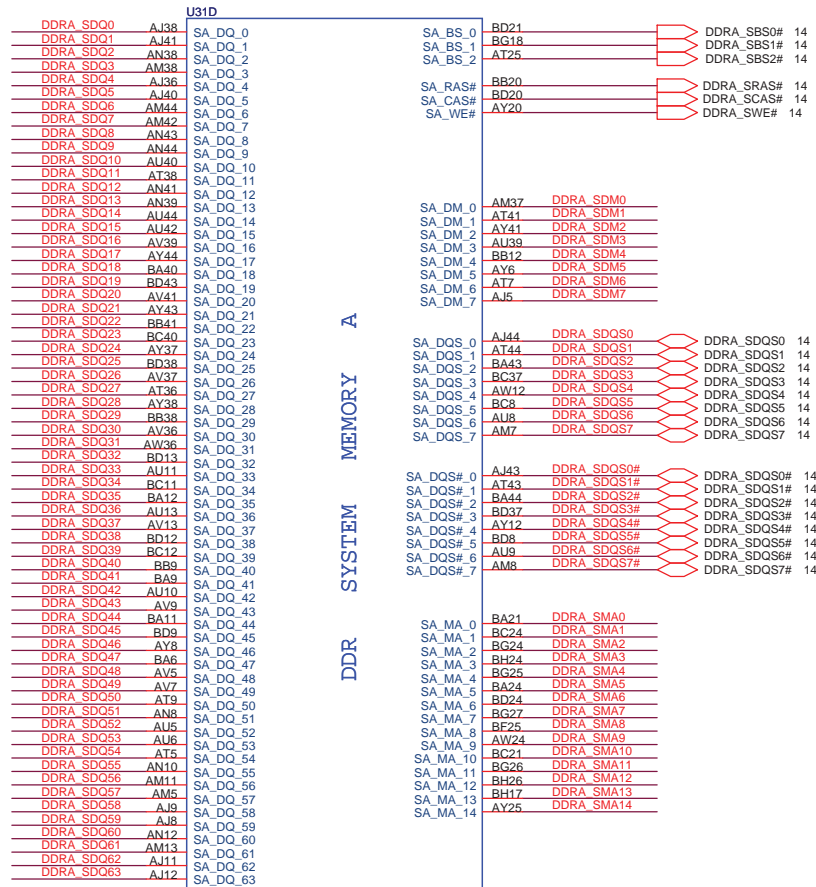
All RSVD balls on GMCH should be left No Connect.






14 DDRA\_SDQ[0..63] ⇐ DDRA\_SDQ[0..63]  
14 DDRA\_SDM[0..7] ⇐ DDRA\_SDM[0..7]  
14 DDRA\_SMA[0..14] ⇐ DDRA\_SMA[0..14]

15 DDRB\_SDQ[0..63] ⇐ DDRB\_SDQ[0..63]  
15 DDRB\_SDM[0..7] ⇐ DDRB\_SDM[0..7]  
15 DDRB\_SMA[0..14] ⇐ DDRB\_SMA[0..14]

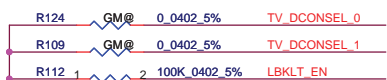
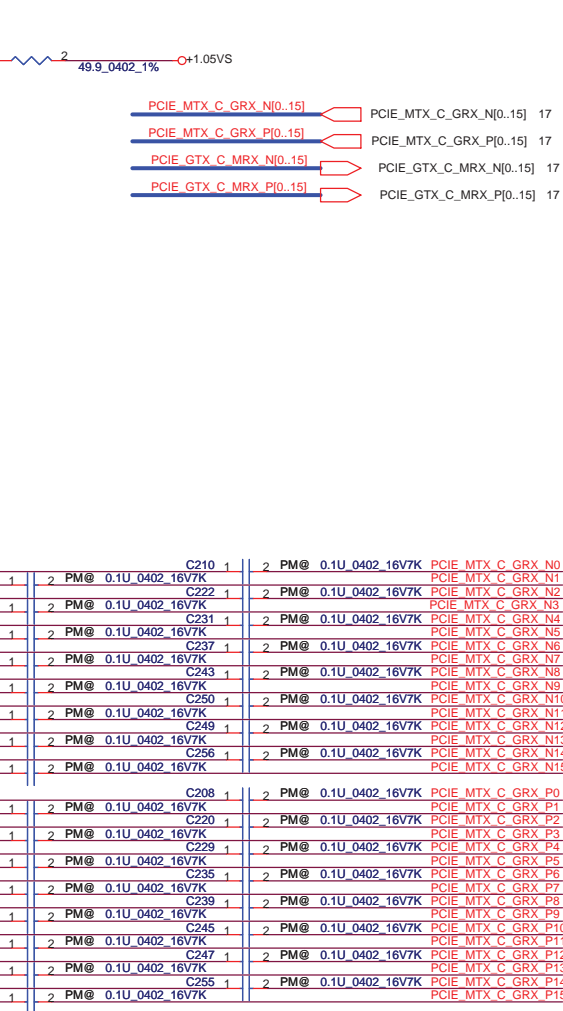
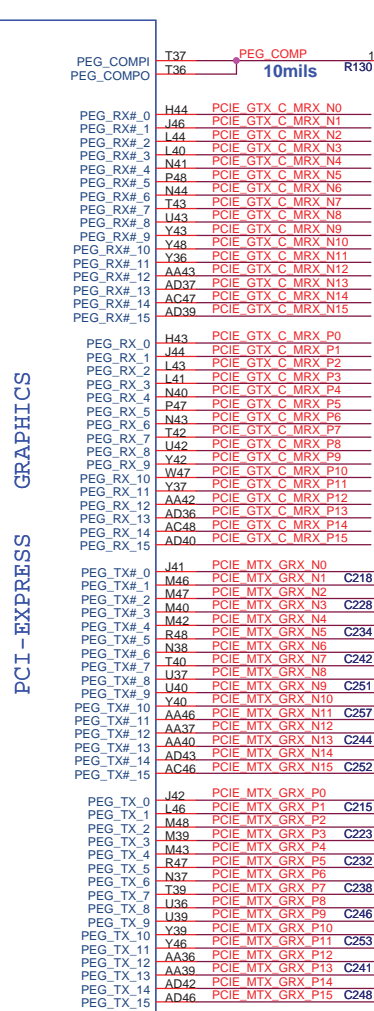
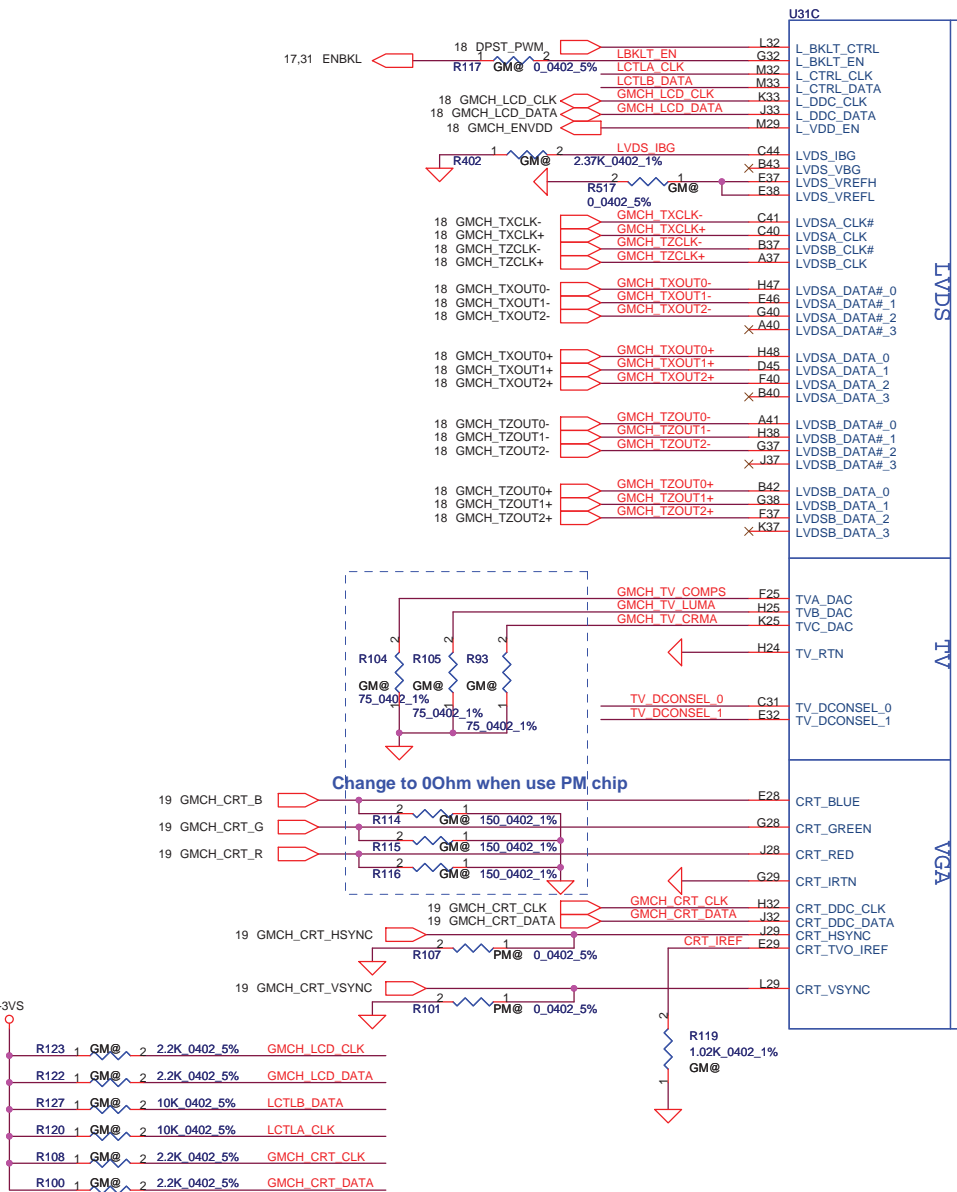


CANTIGA ES\_FCBGA1329  
JAL90GM@



CANTIGA ES\_FCBGA1329  
JAL90GM@

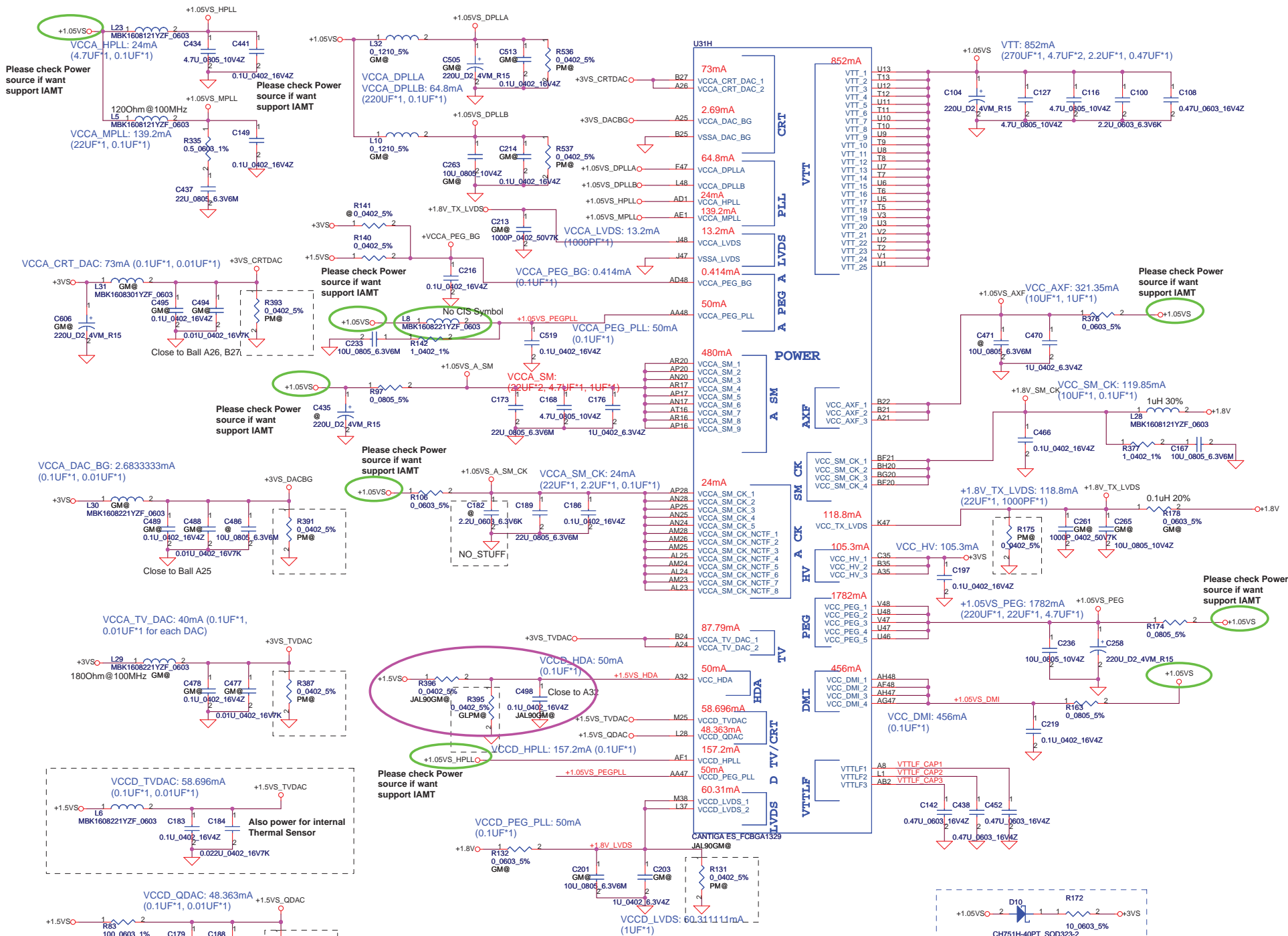
Security Classification		Compal Secret Data		Compal Electronics, Inc.	
Issued Date	2007/09/20	Deciphered Date	2008/09/20	Title	SCHEMATIC,LA-4201P
THIS SHEET OF ENGINEERING DRAWING IS THE PROPRIETARY PROPERTY OF COMPAL ELECTRONICS, INC. AND CONTAINS CONFIDENTIAL AND TRADE SECRET INFORMATION. THIS SHEET MAY NOT BE TRANSFERRED FROM THE CUSTODY OF THE COMPETENT DIVISION OF R&D DEPARTMENT EXCEPT AS AUTHORIZED BY COMPAL ELECTRONICS, INC. NEITHER THIS SHEET NOR THE INFORMATION IT CONTAINS MAY BE USED BY OR DISCLOSED TO ANY THIRD PARTY WITHOUT PRIOR WRITTEN CONSENT OF COMPAL ELECTRONICS, INC.					
Size	B	Document Number	401551	Rev	1
Date:	Monday, July 21, 2008	Sheet	9	of	50




<http://hobi-elektronika.net>

Security Classification		Compal Secret Data		Compal Electronics, Inc.	
Issued Date	2007/09/20	Deciphered Date	2008/09/20	Title	SCHEMATIC,LA-4201P
THIS SHEET OF ENGINEERING DRAWING IS THE PROPRIETARY PROPERTY OF COMPAL ELECTRONICS, INC. AND CONTAINS CONFIDENTIAL AND TRADE SECRET INFORMATION. THIS SHEET MAY NOT BE TRANSFERRED FROM THE CUSTODY OF THE COMPETENT DIVISION OF R&D DEPARTMENT EXCEPT AS AUTHORIZED BY COMPAL ELECTRONICS, INC. NEITHER THIS SHEET NOR THE INFORMATION IT CONTAINS MAY BE USED BY OR DISCLOSED TO ANY THIRD PARTY WITHOUT PRIOR WRITTEN CONSENT OF COMPAL ELECTRONICS, INC.				Document Number	401551
				Date	Monday, July 21, 2008
				Sheet	10 of 50






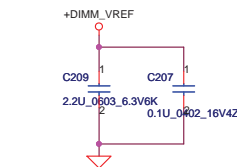




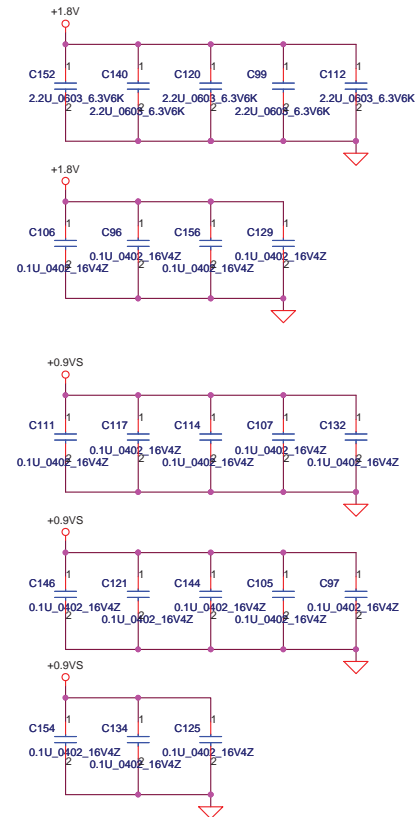
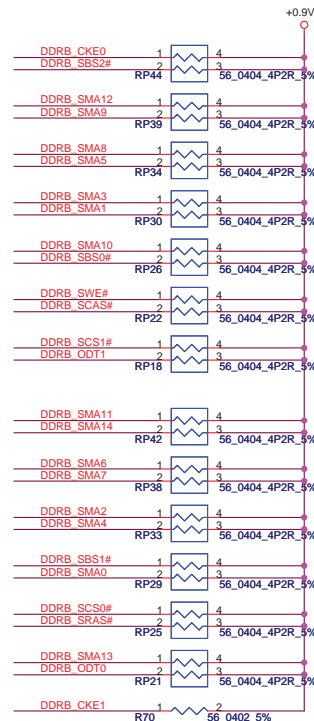
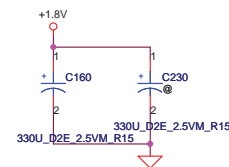




**DIMM1 REV H:9.2mm (BOT)**



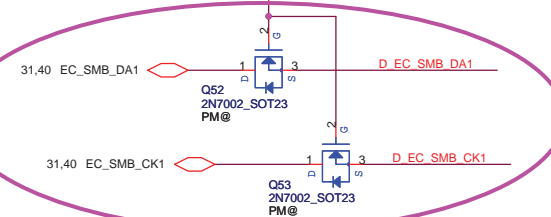
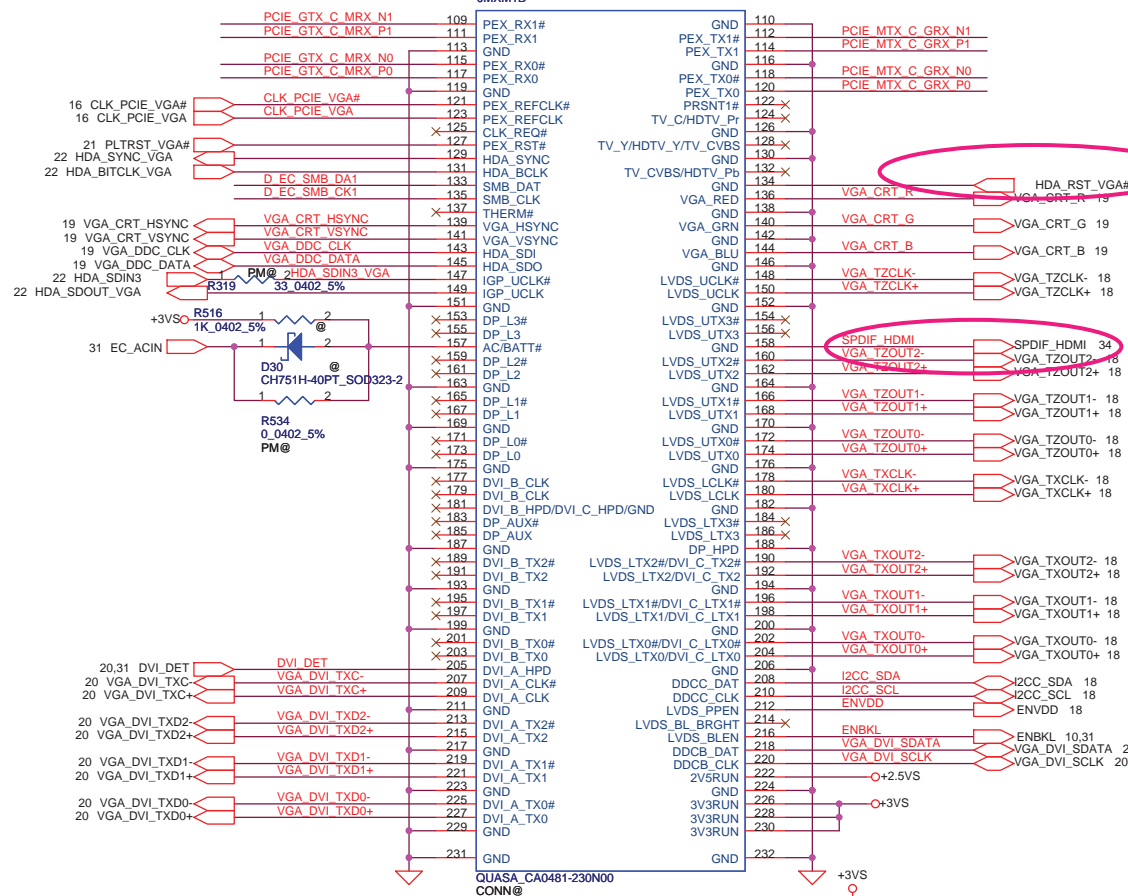
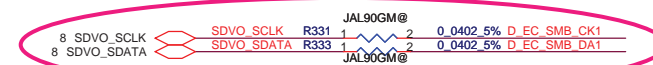
9 DDRB\_SMA[0..14] → DDRB\_SMA[0..14]  
9 DDRB\_SDQ[0..63] → DDRB\_SDQ[0..63]  
9 DDRB\_SDM[0..7] → DDRB\_SDM[0..7]

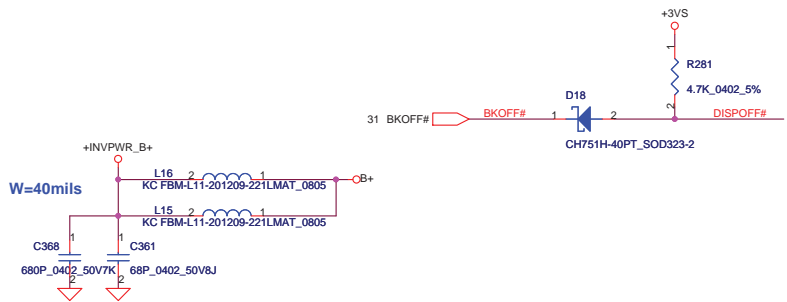
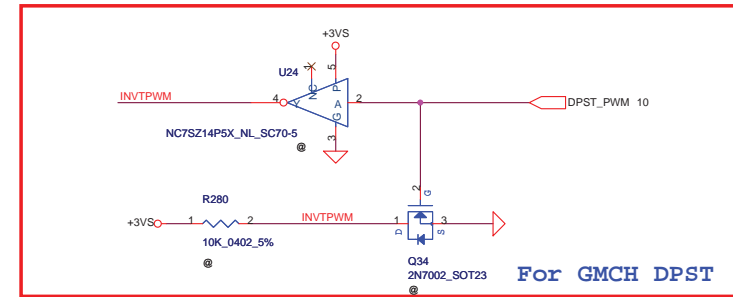
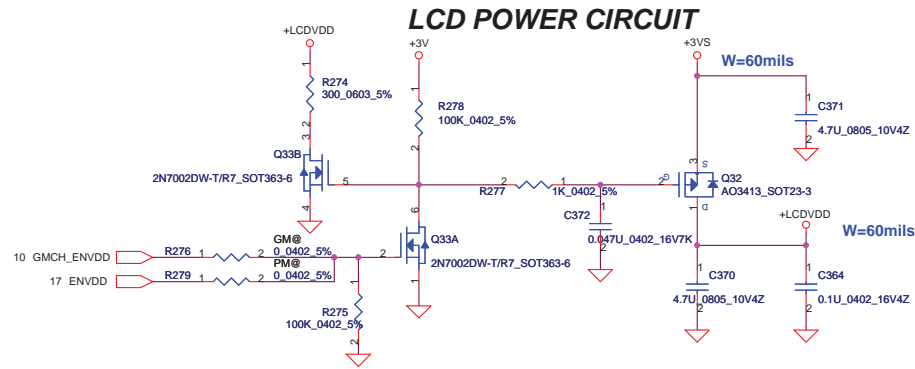


Security Classification		Compal Secret Data		Compal Electronics, Inc.	
Issued Date	2007/09/20	Deciphered Date	2008/09/20	Title	SCHMATIC,LA-4201P
THIS SHEET OF ENGINEERING DRAWING IS THE PROPRIETARY PROPERTY OF COMPAL ELECTRONICS, INC. AND CONTAINS CONFIDENTIAL AND TRADE SECRET INFORMATION. THIS SHEET MAY NOT BE TRANSFERRED FROM THE CUSTODY OF THE COMPETENT DIVISION OF R&D DEPARTMENT EXCEPT AS AUTHORIZED BY COMPAL ELECTRONICS, INC. NEITHER THIS SHEET NOR THE INFORMATION IT CONTAINS MAY BE USED BY OR DISCLOSED TO ANY THIRD PARTY WITHOUT PRIOR WRITTEN CONSENT OF COMPAL ELECTRONICS, INC.				Document Number	401551
				Date:	Monday, July 21, 2008
				Sheet	15 of 50

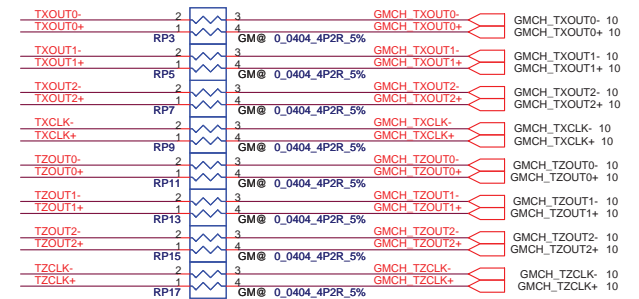
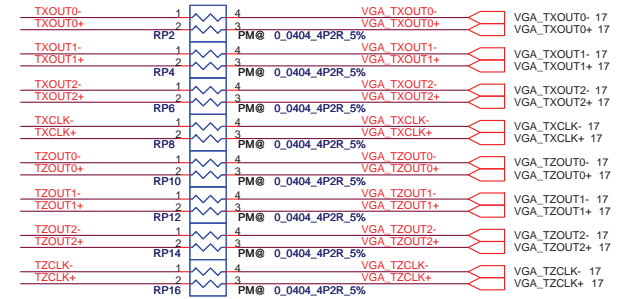
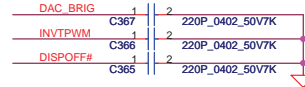
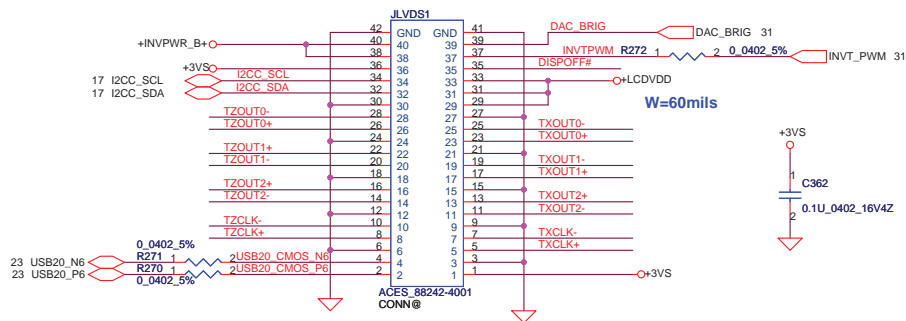






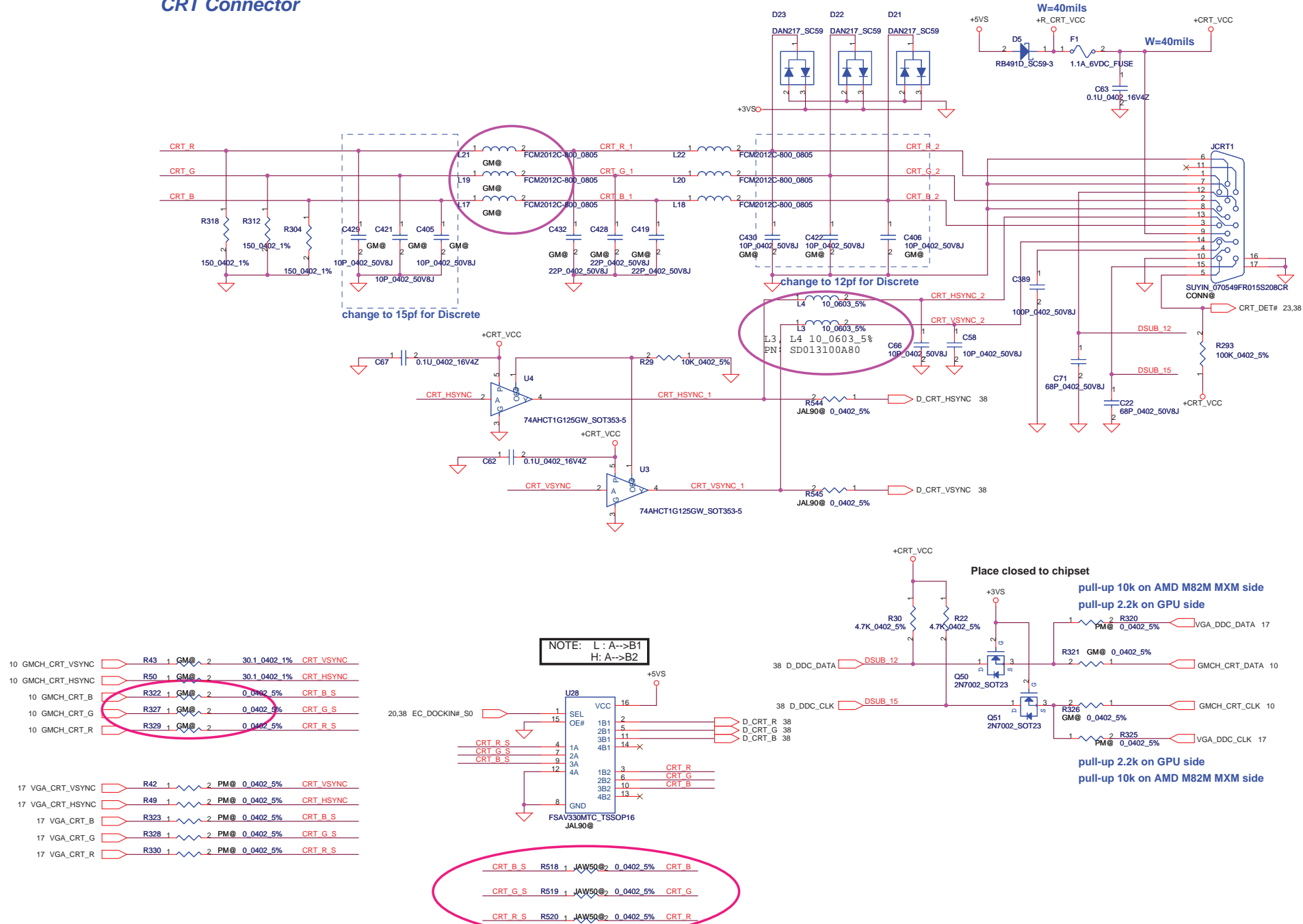


LCD/PANEL BD. Conn.

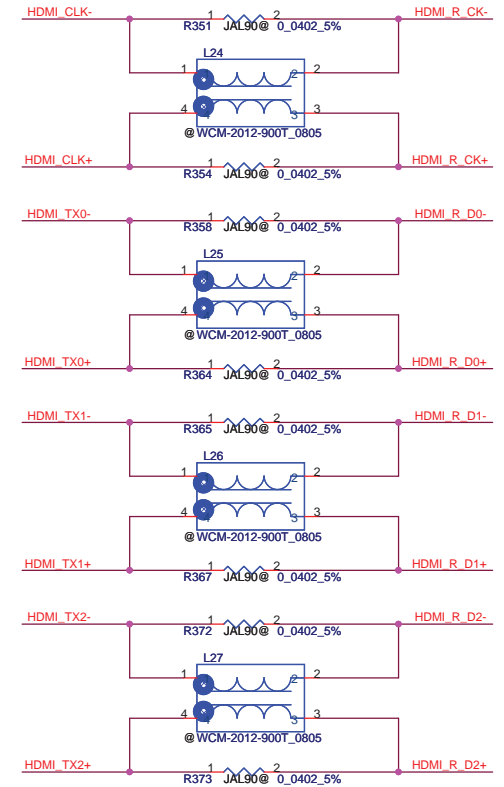
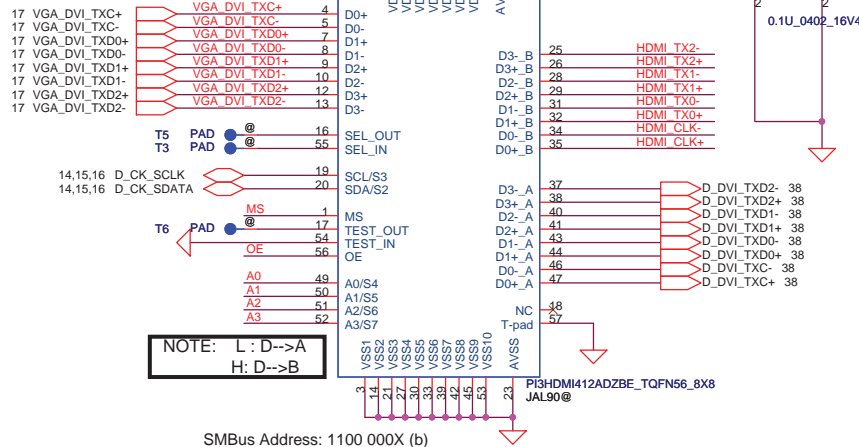
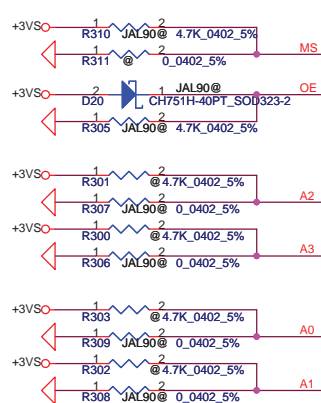
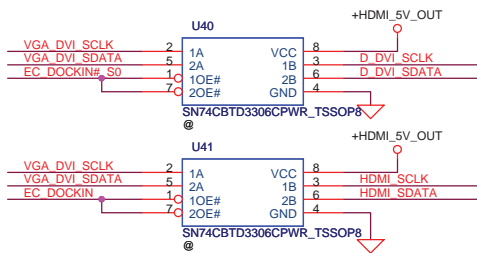
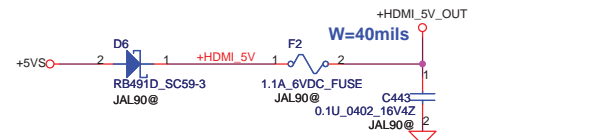
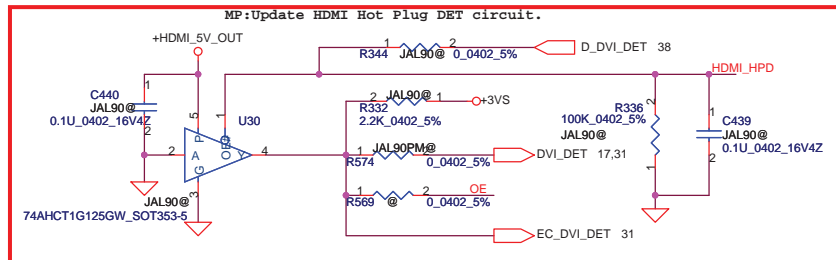
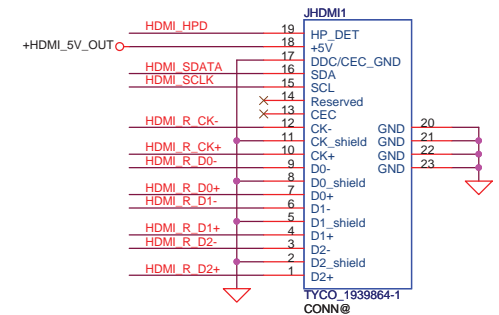
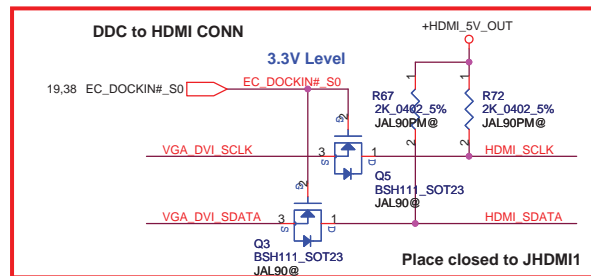
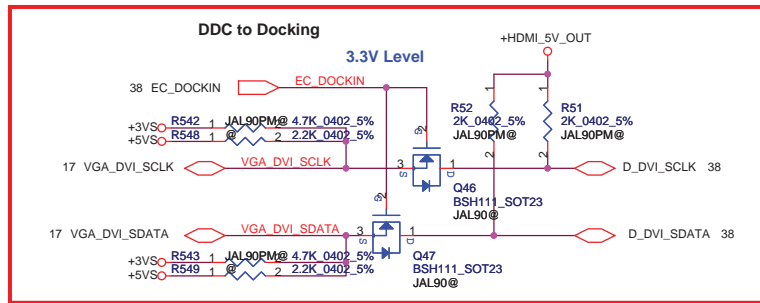


Security Classification		Compal Secret Data		Compal Electronics, Inc.	
Issued Date	2007/09/20	Deciphered Date	2008/09/20	Title	SCHEMATIC,LA-4201P
THIS SHEET OF ENGINEERING DRAWING IS THE PROPRIETARY PROPERTY OF COMPAL ELECTRONICS, INC. AND CONTAINS CONFIDENTIAL AND TRADE SECRET INFORMATION. THIS SHEET MAY NOT BE TRANSFERRED FROM THE CUSTODY OF THE COMPETENT DIVISION OF R&D DEPARTMENT EXCEPT AS AUTHORIZED BY COMPAL ELECTRONICS, INC. NEITHER THIS SHEET NOR THE INFORMATION IT CONTAINS MAY BE USED BY OR DISCLOSED TO ANY THIRD PARTY WITHOUT PRIOR WRITTEN CONSENT OF COMPAL ELECTRONICS, INC.				Document Number	401551
				Date:	Monday, July 21, 2008
				Sheet	18 of 50

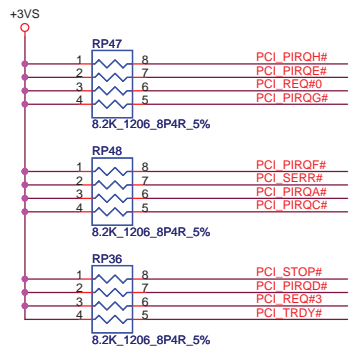
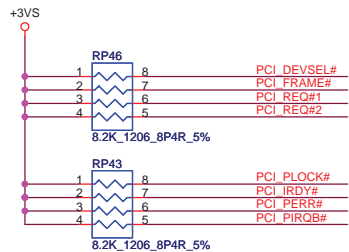
# CRT Connector



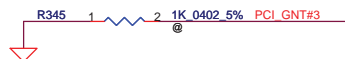
Security Classification		Compal Secret Data		Compal Electronics, Inc.	
Issued Date	2007/09/20	Deciphered Date	2008/09/20	SCHEMATIC,LA-4201P	
THIS SHEET OF ENGINEERING DRAWING IS THE PROPRIETARY PROPERTY OF COMPAL ELECTRONICS, INC. AND CONTAINS CONFIDENTIAL AND TRADE SECRET INFORMATION. THIS SHEET MAY NOT BE TRANSFERRED FROM THE CUSTODY OF THE COMPETENT DIVISION OF R&D DEPARTMENT EXCEPT AS AUTHORIZED BY COMPAL ELECTRONICS, INC. NEITHER THIS SHEET NOR THE INFORMATION IT CONTAINS MAY BE USED BY OR DISCLOSED TO ANY THIRD PARTY WITHOUT PRIOR WRITTEN CONSENT OF COMPAL ELECTRONICS, INC.				Document Number	Rev I
				401551	
				Date: Monday, July 21, 2008	Sheet 19 of 50



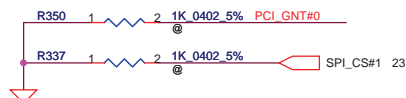
Security Classification		Compal Secret Data		Compal Electronics, Inc.	
Issued Date	2007/09/20	Deciphered Date	2008/09/20	Title	SCHEMATIC,LA-4201P
THIS SHEET OF ENGINEERING DRAWING IS THE PROPRIETARY PROPERTY OF COMPAL ELECTRONICS, INC. AND CONTAINS CONFIDENTIAL AND TRADE SECRET INFORMATION. THIS SHEET MAY NOT BE TRANSFERRED FROM THE CUSTODY OF THE COMPETENT DIVISION OF R&D DEPARTMENT EXCEPT AS AUTHORIZED BY COMPAL ELECTRONICS, INC. NEITHER THIS SHEET NOR THE INFORMATION IT CONTAINS MAY BE USED BY OR DISCLOSED TO ANY THIRD PARTY WITHOUT PRIOR WRITTEN CONSENT OF COMPAL ELECTRONICS, INC.				Document Number	401551
				Date	Monday, July 21, 2008
				Sheet	20 of 50



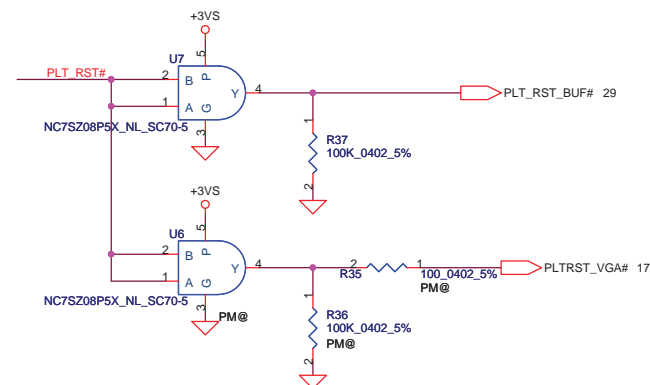
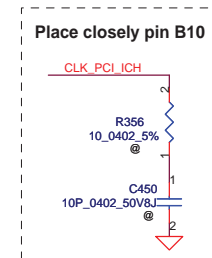
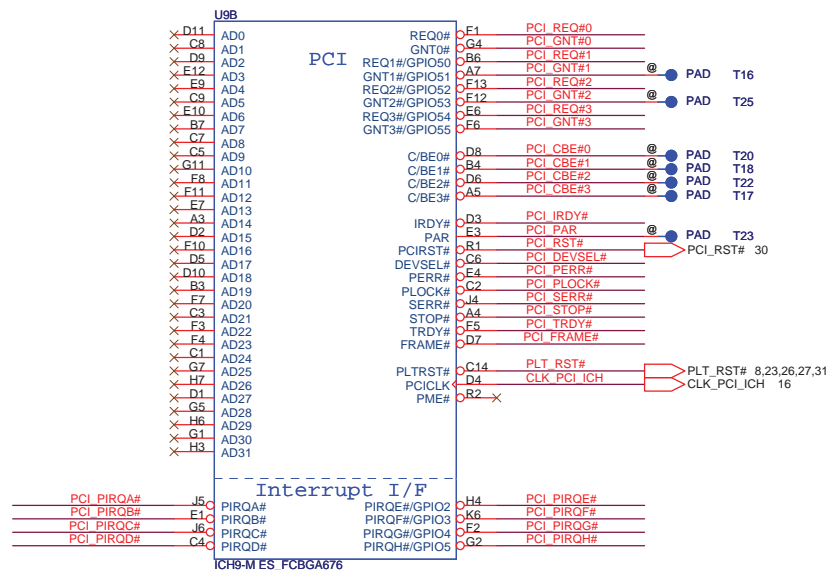
**A16 Swap Override Strap**  
**PCI\_GNT#3** Low= A16 swap override Enable  
 High= Default\*



Boot BIOS Strap		
PCI_GNT#0	SPI_CS#1	Boot BIOS Location
0	1	SPI
1	0	PCI
1	1	LPC*



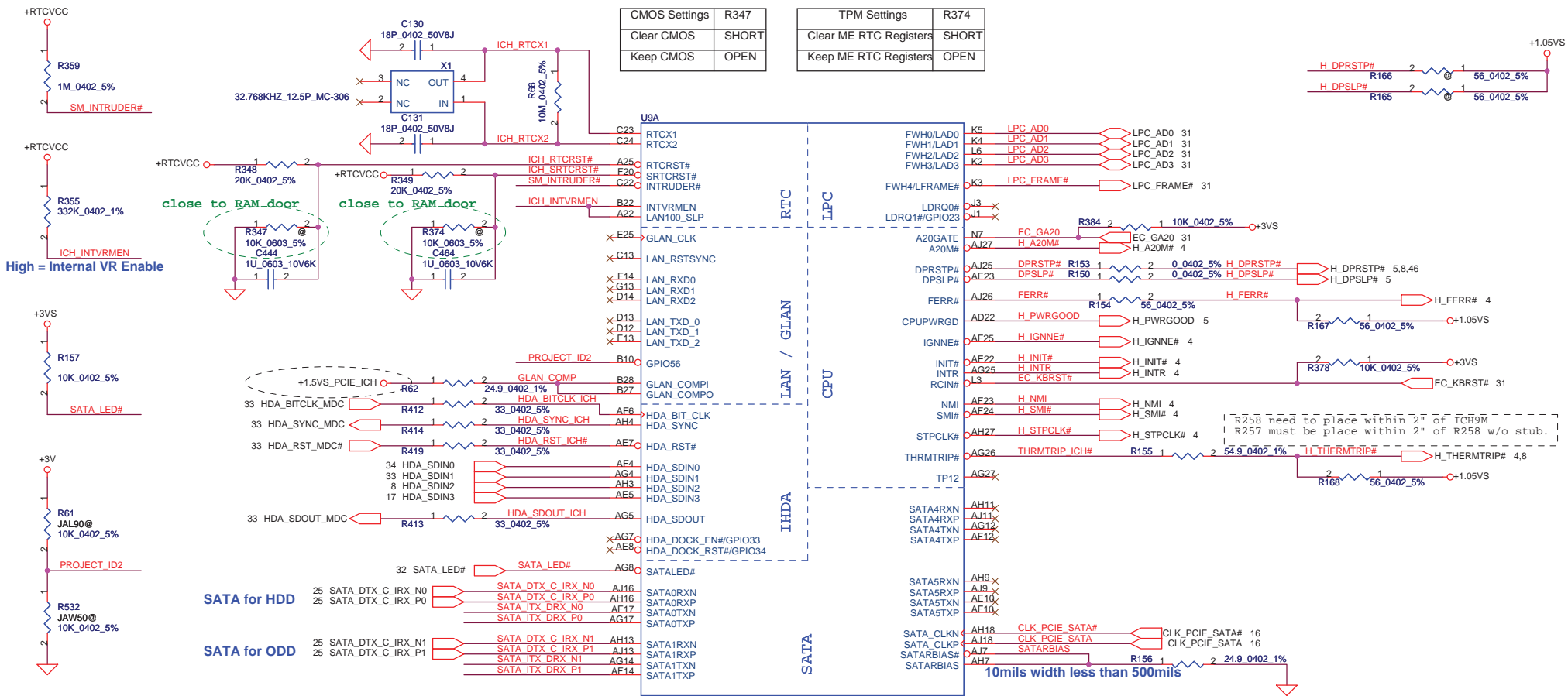
**DMI for ESI-compatible operation**  
**PCI\_GNT#1** Low= DMI for ESI-compatible operation  
 High= Default\* (Internal pull-up)



For VGA/B

Security Classification		Compal Secret Data		Compal Electronics, Inc.	
Issued Date	2007/09/20	Deciphered Date	2008/09/20	Title	SCHEMATIC,LA-4201P
THIS SHEET OF ENGINEERING DRAWING IS THE PROPRIETARY PROPERTY OF COMPAL ELECTRONICS, INC. AND CONTAINS CONFIDENTIAL AND TRADE SECRET INFORMATION. THIS SHEET MAY NOT BE TRANSFERRED FROM THE CUSTODY OF THE COMPETENT DIVISION OF R&D DEPARTMENT EXCEPT AS AUTHORIZED BY COMPAL ELECTRONICS, INC. NEITHER THIS SHEET NOR THE INFORMATION IT CONTAINS MAY BE USED BY OR DISCLOSED TO ANY THIRD PARTY WITHOUT PRIOR WRITTEN CONSENT OF COMPAL ELECTRONICS, INC.				Document Number	401551
				Date	Monday, July 21, 2008
				Sheet	21 of 50





SATA for HDD

SATA for ODD

HDA for AUDIO

HDA for GMCH

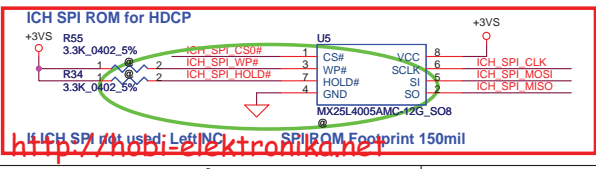
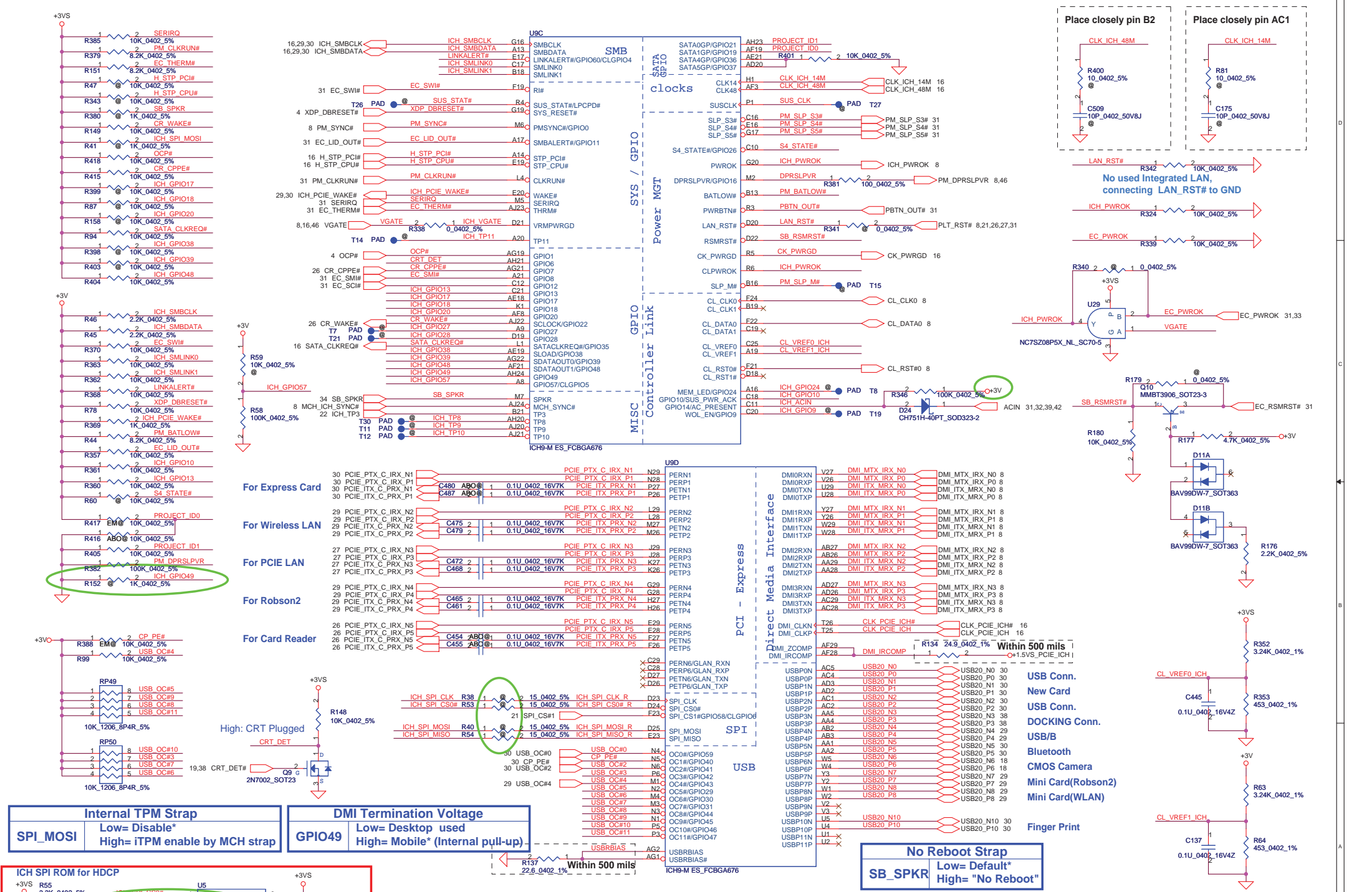
HDA for VGA

**Flash Descriptor Security Override Strap**  
GPIO33 Low= Descriptor Security override  
High= Default\* (Internal pull-up)

XOR Chain Entrance Strap		
ICH_TP3	HDA_SDOUT	Description
0	0	RSVD
0	1	Enter XOR Chain
1	0	Normal Operation
1	1	Set PCIE port config bit 1

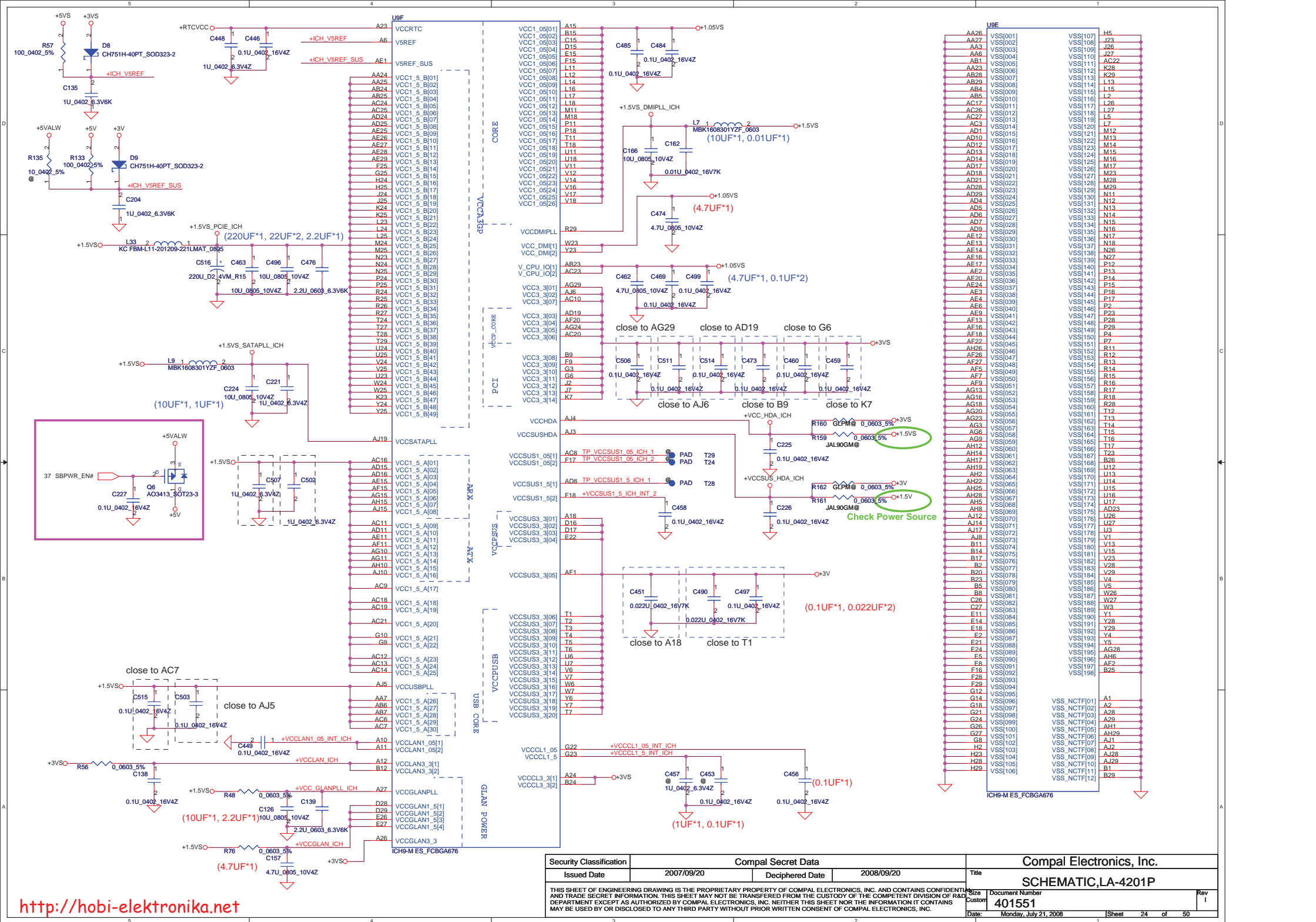
Security Classification		Compal Secret Data		Compal Electronics, Inc.	
Issued Date	2007/09/20	Deciphered Date	2008/09/20	Title	SCHEMATIC,LA-4201P
THIS SHEET OF ENGINEERING DRAWING IS THE PROPRIETARY PROPERTY OF COMPAL ELECTRONICS, INC. AND CONTAINS CONFIDENTIAL AND TRADE SECRET INFORMATION. THIS SHEET MAY NOT BE TRANSFERRED FROM THE CUSTODY OF THE COMPETENT DIVISION OF R&D DEPARTMENT EXCEPT AS AUTHORIZED BY COMPAL ELECTRONICS, INC. NEITHER THIS SHEET NOR THE INFORMATION IT CONTAINS MAY BE USED BY OR DISCLOSED TO ANY THIRD PARTY WITHOUT PRIOR WRITTEN CONSENT OF COMPAL ELECTRONICS, INC.				Document Number	401551
				Date	Monday, July 21, 2008
				Sheet	22 of 50

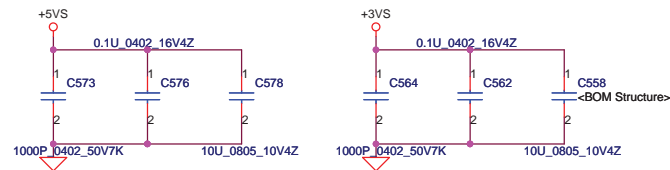




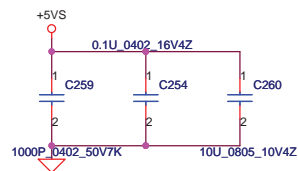
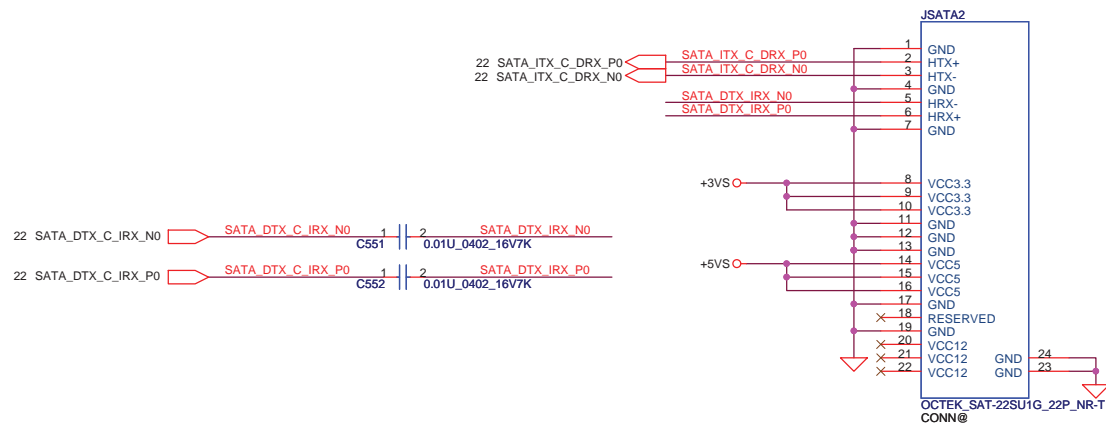
<http://nobi-elektronika.net>

Security Classification		Compal Secret Data		Compal Electronics, Inc.	
Issued Date	2007/09/20	Deciphered Date	2008/09/20	Title SCHEMATIC,LA-4201P	
THIS SHEET OF ENGINEERING DRAWING IS THE PROPRIETARY PROPERTY OF COMPAL ELECTRONICS, INC. AND CONTAINS CONFIDENTIAL AND TRADE SECRET INFORMATION. THIS SHEET MAY NOT BE TRANSFERRED FROM THE CUSTODY OF THE COMPETENT DIVISION OF RAJAPALACE DEPARTMENT EXCEPT AS AUTHORIZED BY COMPAL ELECTRONICS, INC. NEITHER THIS SHEET NOR THE INFORMATION IT CONTAINS MAY BE USED BY OR DISCLOSED TO ANY THIRD PARTY WITHOUT PRIOR WRITTEN CONSENT OF COMPAL ELECTRONICS, INC.				Document Number	Rev
				401551	I
Date:		Monday, July 21, 2008		Sheet	23 of 50

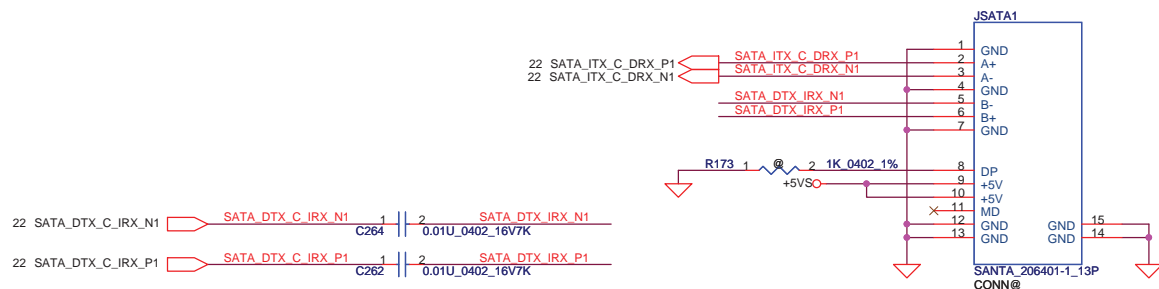




## SATA HDD Conn.

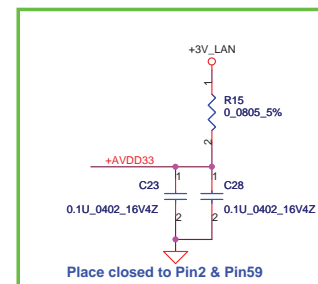
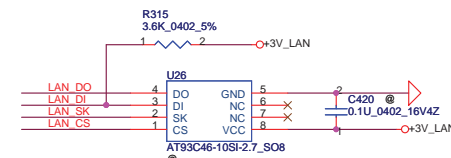
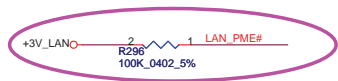
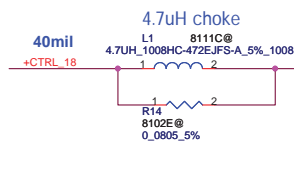


## SATA ODD Conn.



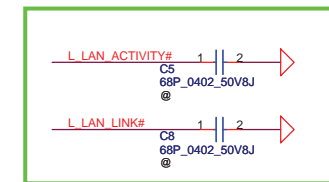
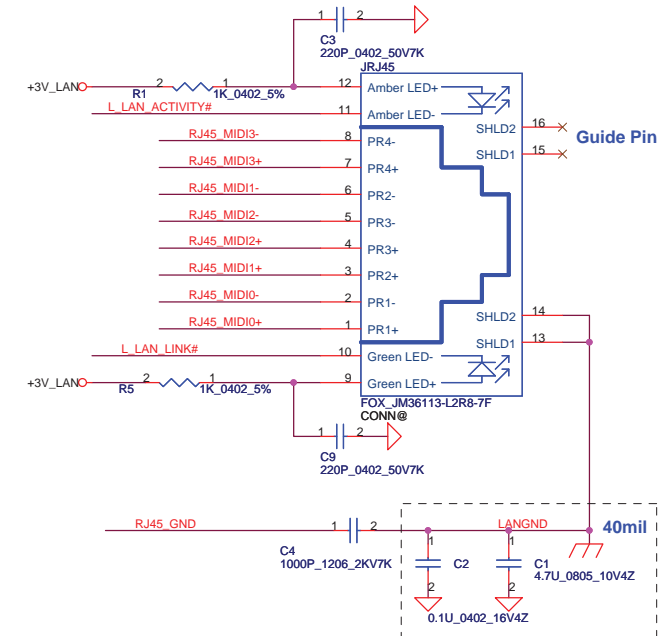
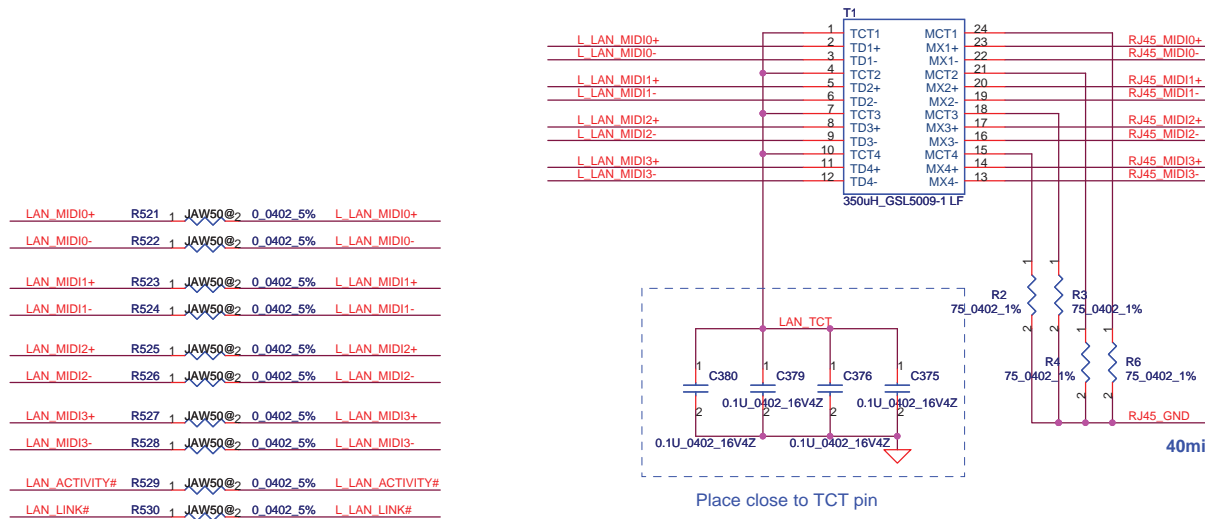
Security Classification		Compal Secret Data		Compal Electronics, Inc.	
Issued Date	2007/09/20	Deciphered Date	2008/09/20	Title	SCHEMATIC,LA-4201P
THIS SHEET OF ENGINEERING DRAWING IS THE PROPRIETARY PROPERTY OF COMPAL ELECTRONICS, INC. AND CONTAINS CONFIDENTIAL AND TRADE SECRET INFORMATION. THIS SHEET MAY NOT BE TRANSFERRED FROM THE CUSTODY OF THE COMPETENT DIVISION OF R&D DEPARTMENT EXCEPT AS AUTHORIZED BY COMPAL ELECTRONICS, INC. NEITHER THIS SHEET NOR THE INFORMATION IT CONTAINS MAY BE USED BY OR DISCLOSED TO ANY THIRD PARTY WITHOUT PRIOR WRITTEN CONSENT OF COMPAL ELECTRONICS, INC.				Size	401551
				Document Number	401551
				Date	Monday, July 21, 2008
				Sheet	25 of 50



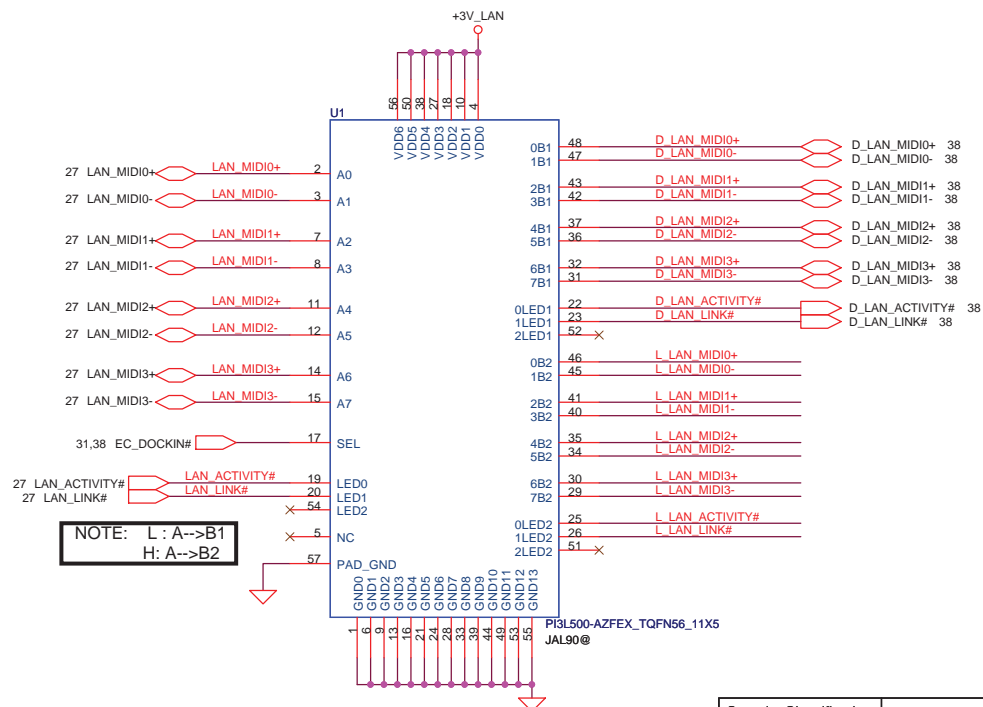


<http://hobi-elektronika.net>

## LAN RTL8111C/8102E



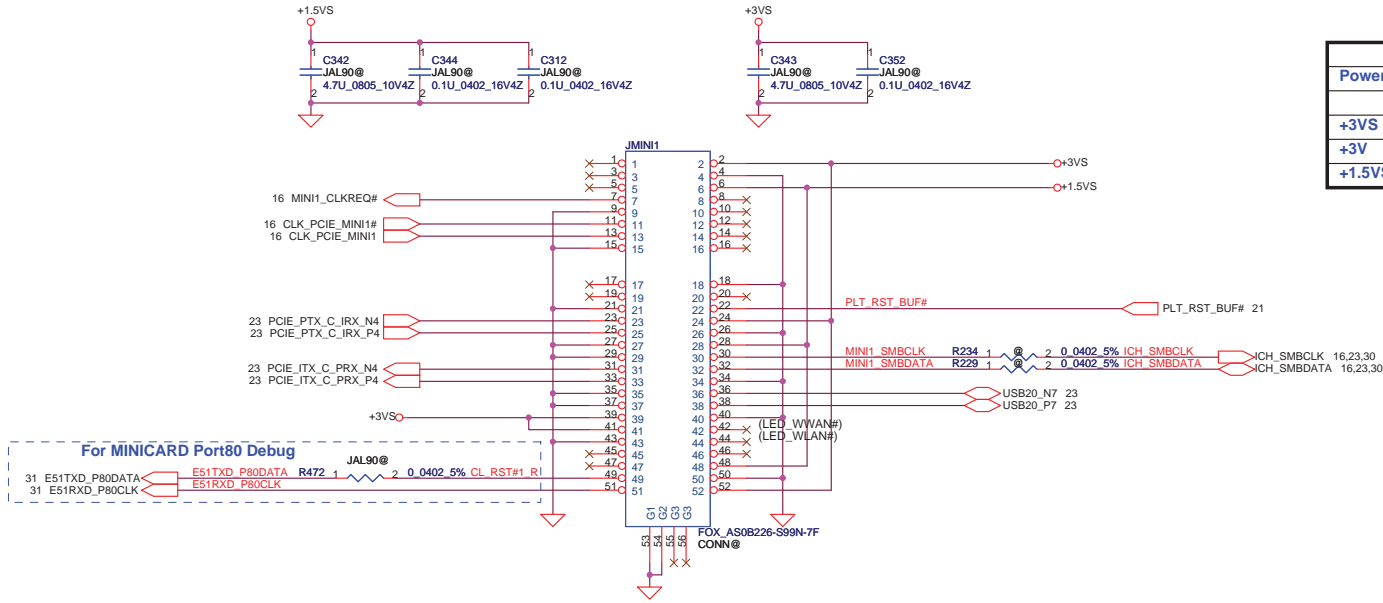
**For EMI**



Security Classification		Compal Secret Data		Compal Electronics, Inc.	
Issued Date	2007/09/20	Deciphered Date	2008/09/20	Title	SCHEMATIC,LA-4201P
THIS SHEET OF ENGINEERING DRAWING IS THE PROPRIETARY PROPERTY OF COMPAL ELECTRONICS, INC. AND CONTAINS CONFIDENTIAL AND TRADE SECRET INFORMATION. THIS SHEET MAY NOT BE TRANSFERRED FROM THE CUSTODY OF THE COMPETENT DIVISION OF R&D DEPARTMENT EXCEPT AS AUTHORIZED BY COMPAL ELECTRONICS, INC. NEITHER THIS SHEET NOR THE INFORMATION IT CONTAINS MAY BE USED BY OR DISCLOSED TO ANY THIRD PARTY WITHOUT PRIOR WRITTEN CONSENT OF COMPAL ELECTRONICS, INC.				Size B	Document Number 401551
					Rev I
Date: Monday, July 21, 2008		Sheet 28 of 50			

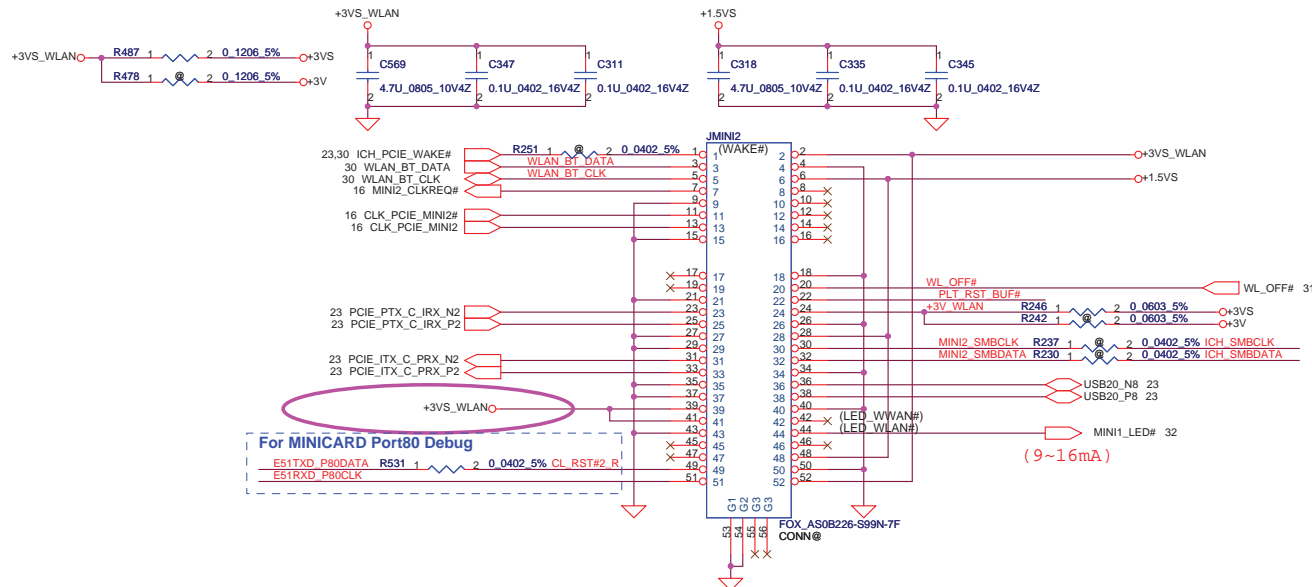


## For Robson2

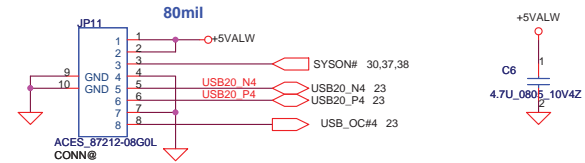


Power	Mini Card Power Rating		Auxiliary Power (mA)
	Peak	Normal	
+3VS	1000	750	
+3V	330	250	250 (wake enable)
+1.5VS	500	375	5 (Not wake enable)

## For Wireless LAN



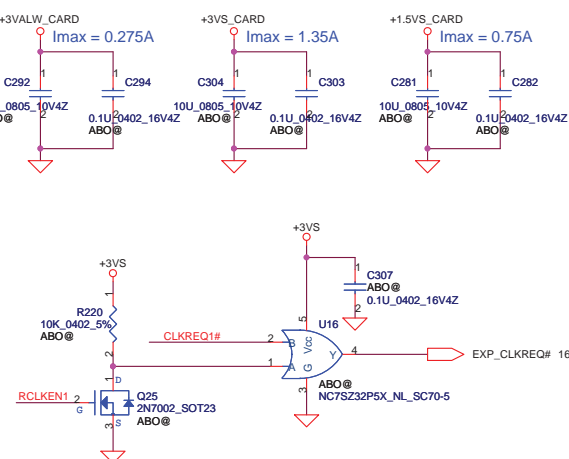
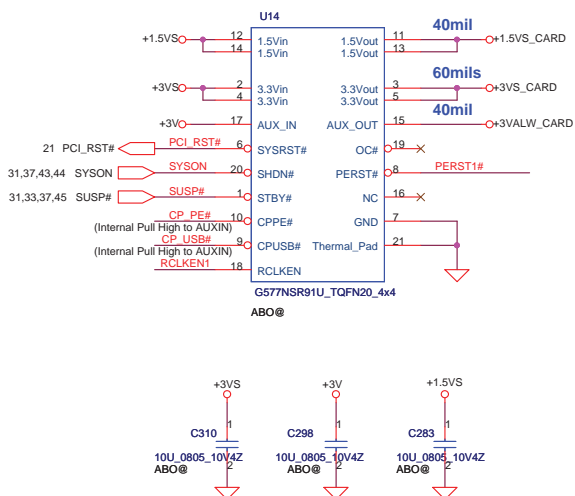
## To USB/B Connector



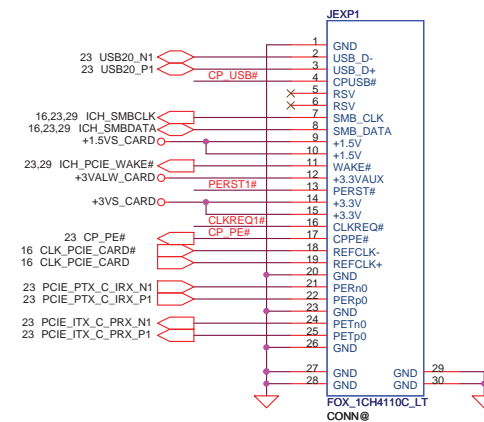
Security Classification		Compal Secret Data		Compal Electronics, Inc.	
Issued Date	2007/09/20	Deciphered Date	2008/09/20	Title	SCHEMATIC, LA-4201P
THIS SHEET OF ENGINEERING DRAWING IS THE PROPRIETARY PROPERTY OF COMPAL ELECTRONICS, INC. AND CONTAINS CONFIDENTIAL AND TRADE SECRET INFORMATION. THIS SHEET MAY NOT BE TRANSFERRED FROM THE CUSTODY OF THE COMPETENT DIVISION OF R&D DEPARTMENT EXCEPT AS AUTHORIZED BY COMPAL ELECTRONICS, INC. NEITHER THIS SHEET NOR THE INFORMATION IT CONTAINS MAY BE USED BY OR DISCLOSED TO ANY THIRD PARTY WITHOUT PRIOR WRITTEN CONSENT OF COMPAL ELECTRONICS, INC.				Document Number	401551
				Date:	Monday, July 21, 2008
				Sheet	29 of 50



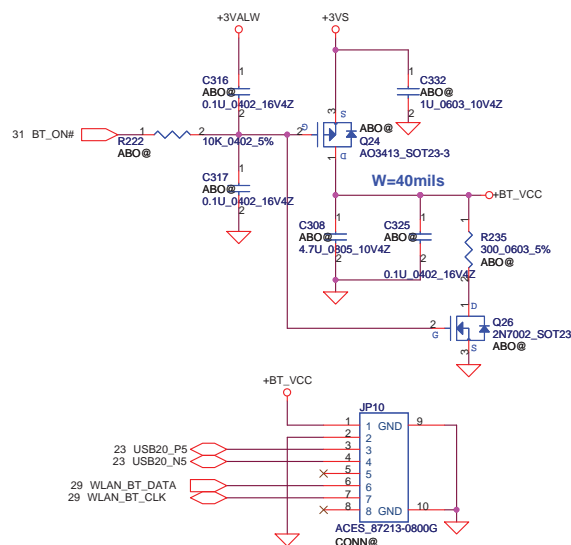
## New Card Power Switch



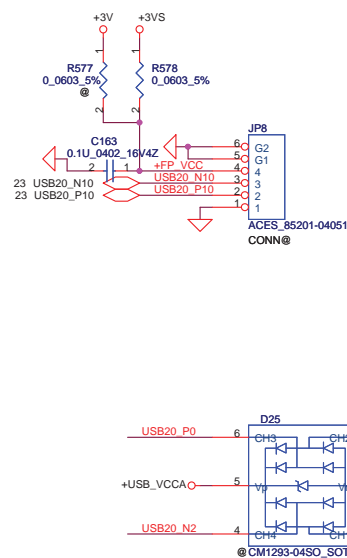
### ***New Card Socket (Left/TOP)***



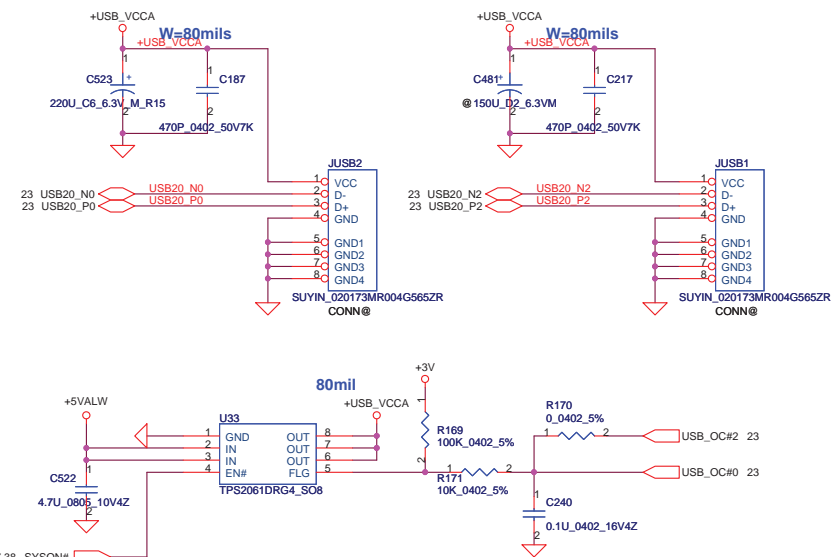
**Bluetooth Conn.**



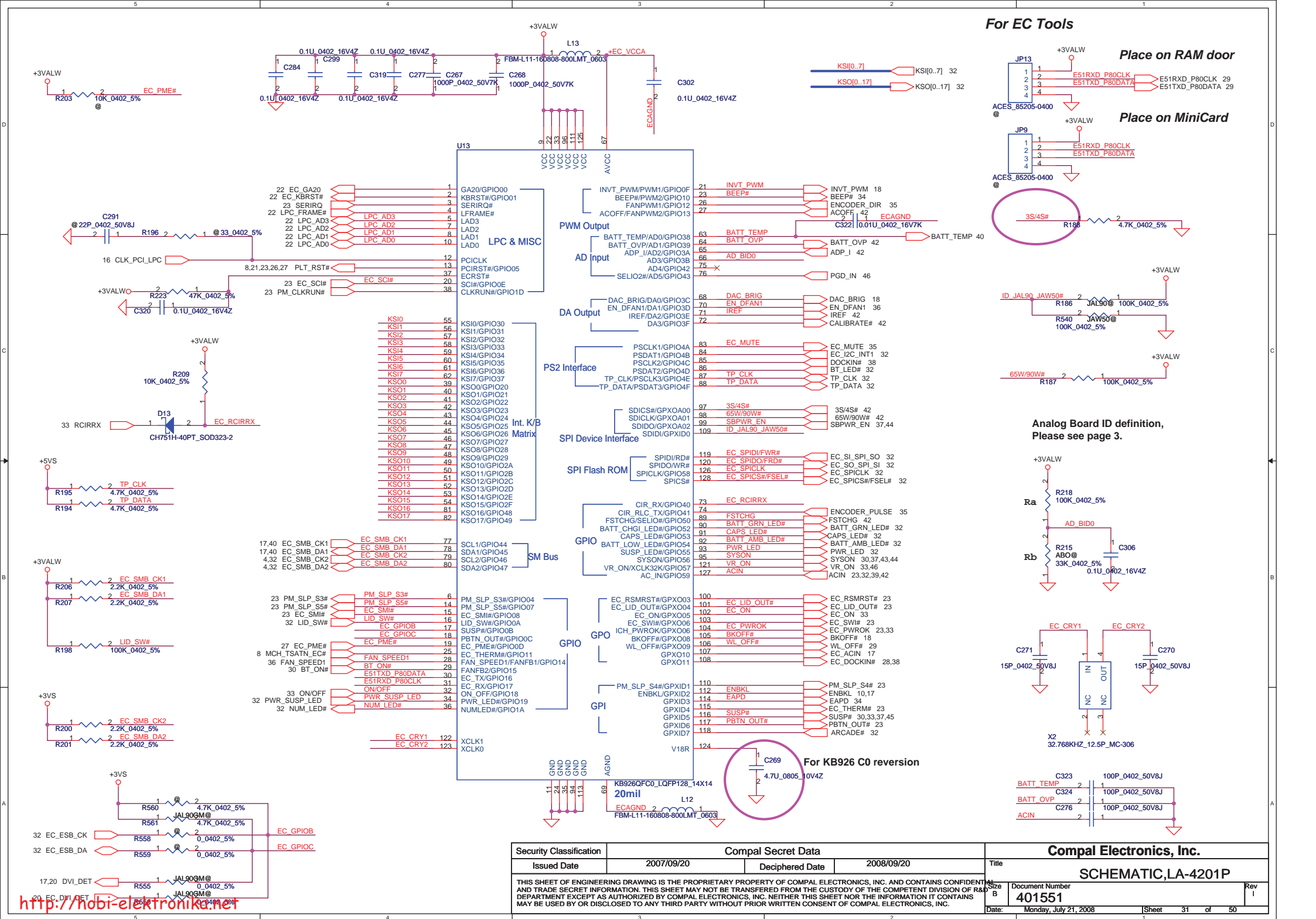
**Finger Print Conn.**

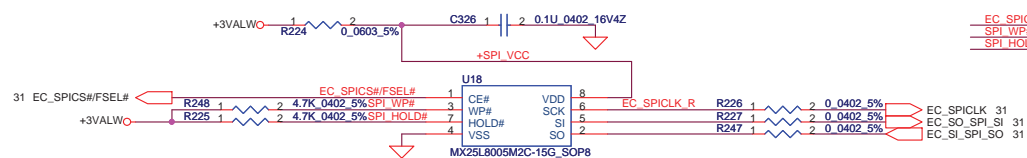


### USB CONN. (Stack-up Type)

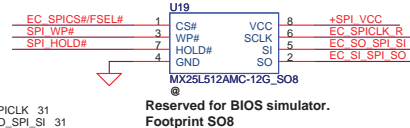


Security Classification		Compal Secret Data		Compal Electronics, Inc.	
Issued Date	2007/09/20	Deciphered Date	2008/09/20	Title	SCHEMATIC,LA-4201P
THIS SHEET OF ENGINEERING DRAWING IS THE PROPRIETARY PROPERTY OF COMPAL ELECTRONICS, INC. AND CONTAINS CONFIDENTIAL AND TRADE SECRET INFORMATION. THIS SHEET MAY NOT BE TRANSFERRED FROM THE CUSTODY OF THE COMPETENT DIVISION OF R&D DEPARTMENT EXCEPT AS AUTHORIZED BY COMPAL ELECTRONICS, INC. NEITHER THIS SHEET NOR THE INFORMATION IT CONTAINS MAY BE USED BY OR DISCLOSED TO ANY THIRD PARTY WITHOUT PRIOR WRITTEN CONSENT OF COMPAL ELECTRONICS, INC.				Doc No	401551
				Date	Monday, July 21, 2008
				Sheet	30 of 50






ENE suggestion SPI Frequency over 66MHz  
SST: 50MHz  
MXIC: 70MHz  
ST: 40MHz

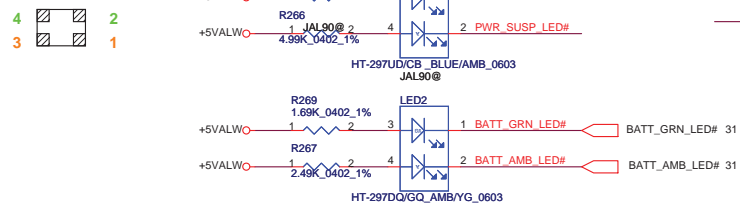


## INT\_KBD Conn.

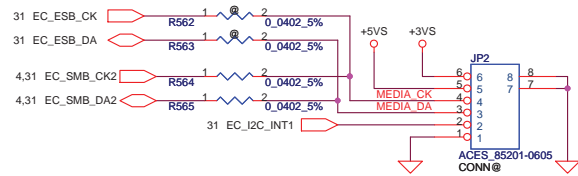
KSIO[0..7] KSI[0..7] 31  
KSO[0..17] KSO[0..17] 31



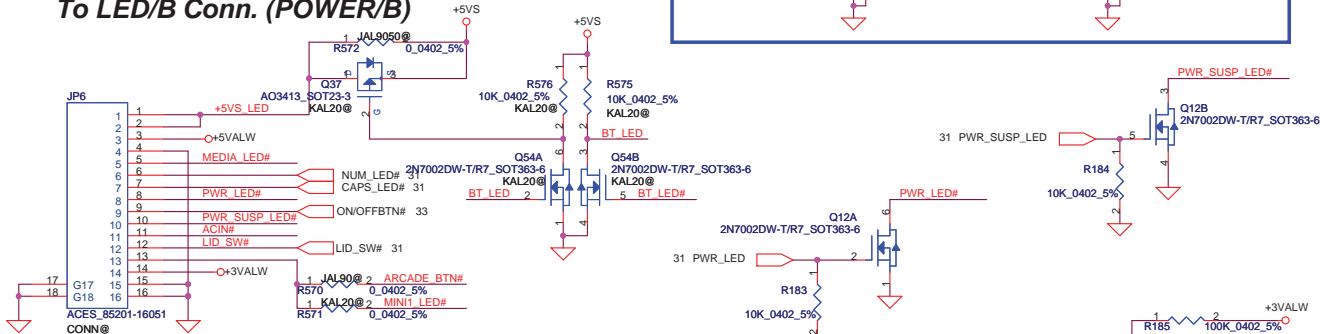
## Compal Footprint



## To Media/B Conn.

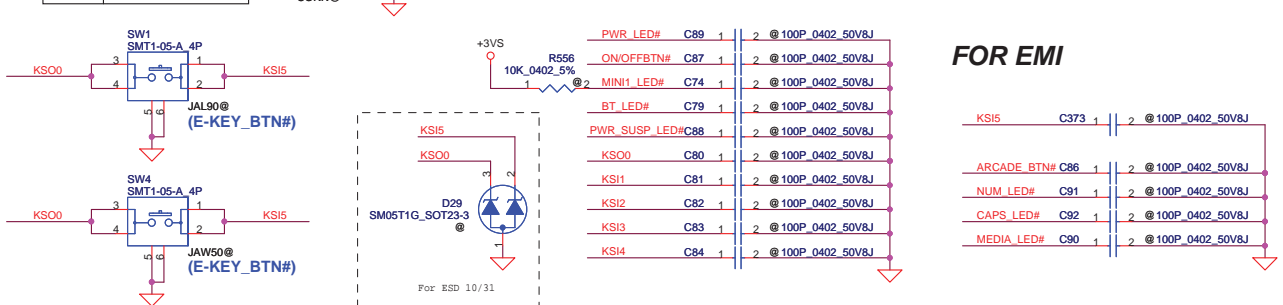


## To LED/B Conn. (POWER/B)

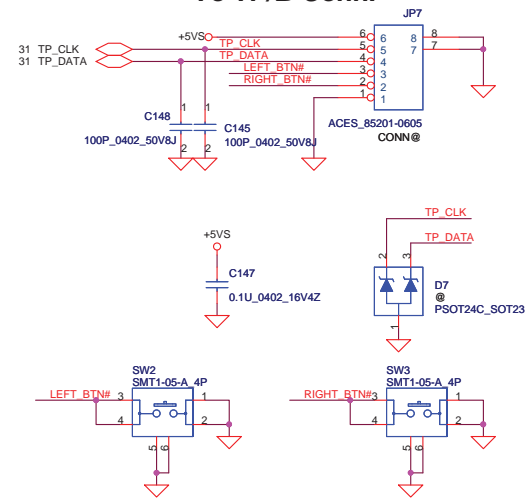


## To BTN/B Conn.

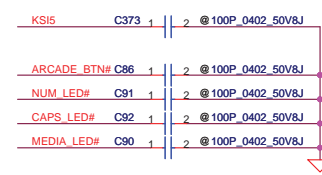
KSO0	
KSI1	WL_BTN#
KSI2	BT_BTN#
KSI3	EMAIL_BTN#
KSI4	IE_BTN#
KSI5	E-KEY_BTN#



## To TP/B Conn.



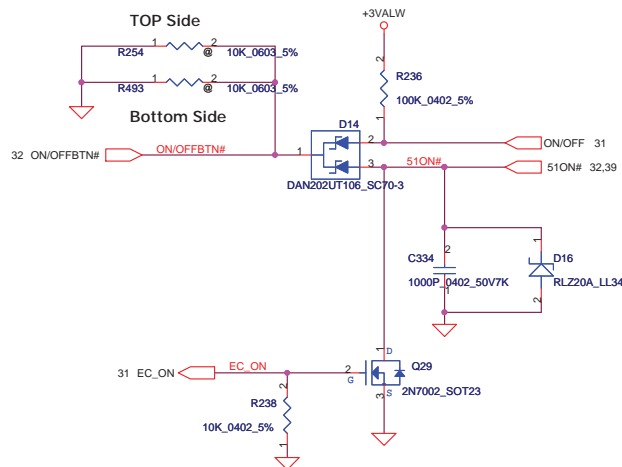
## FOR EMI



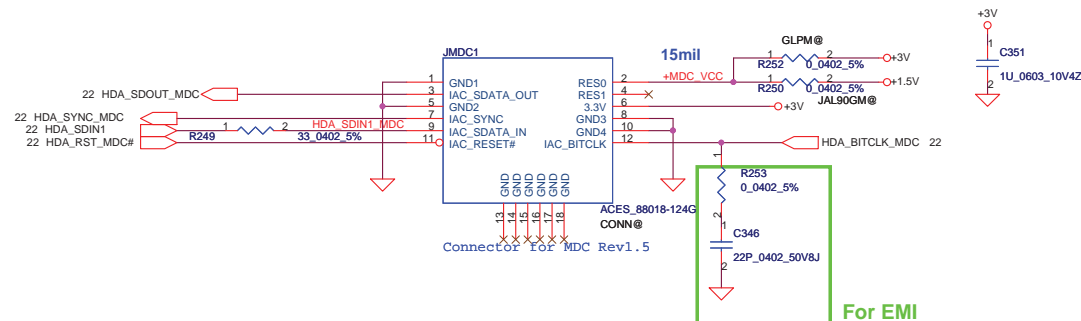
Security Classification	Compal Secret Data		Compal Electronics, Inc.	
Issued Date	2007/09/20	Deciphered Date	2008/09/20	Title
THIS SHEET OF ENGINEERING DRAWING IS THE PROPRIETARY PROPERTY OF COMPAL ELECTRONICS, INC. AND CONTAINS CONFIDENTIAL AND TRADE SECRET INFORMATION. THIS SHEET MAY NOT BE TRANSFERRED FROM THE CUSTODY OF THE COMPETENT DIVISION OF RAEP DEPARTMENT EXCEPT AS AUTHORIZED BY COMPAL ELECTRONICS, INC. NEITHER THIS SHEET NOR THE INFORMATION IT CONTAINS MAY BE USED BY OR DISCLOSED TO ANY THIRD PARTY WITHOUT PRIOR WRITTEN CONSENT OF COMPAL ELECTRONICS, INC.				Document Number <b>401551</b>
Date:	Monday, July 21, 2008	Sheet	32	of 50

## Power Button

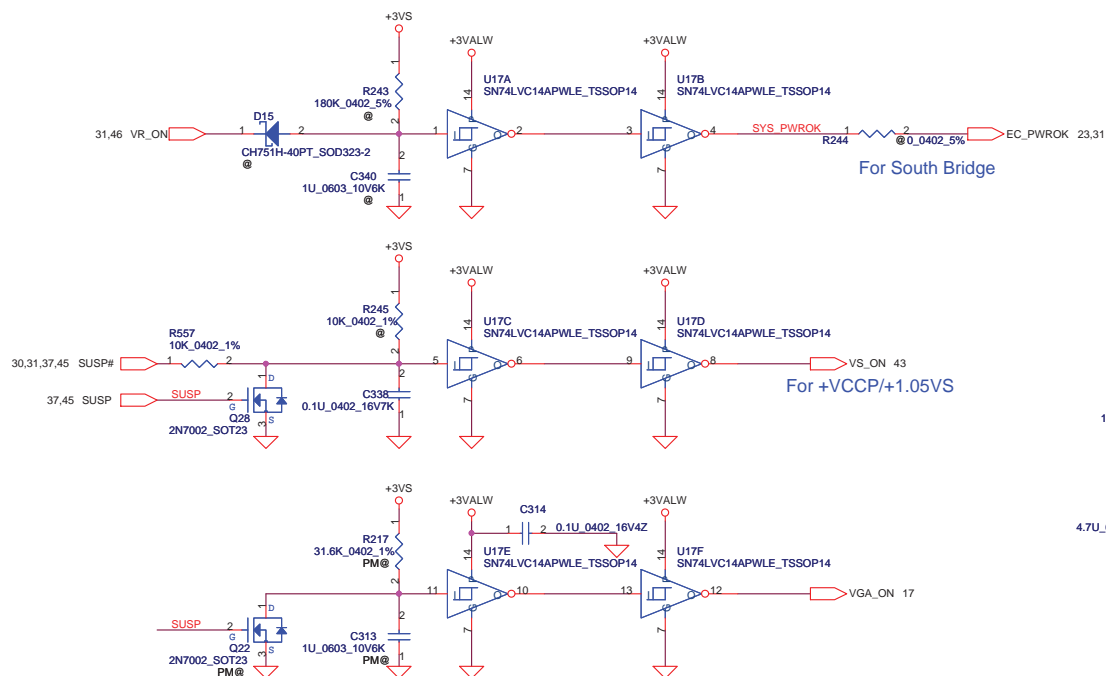
ON/OFF switch



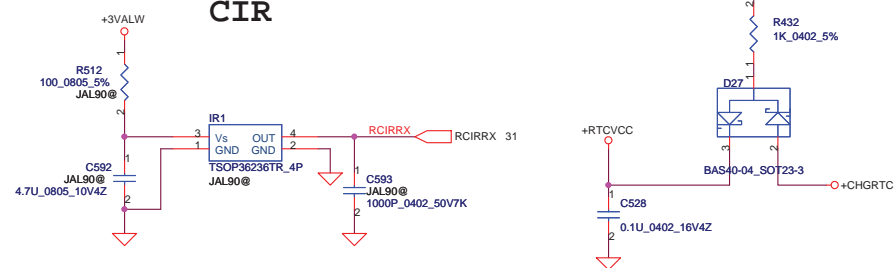
## HDA MDC Conn.



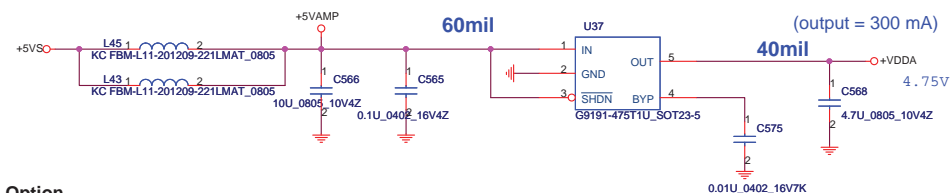
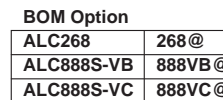
## Power ON Circuit



## CIR



Security Classification	Compal Secret Data			Compal Electronics, Inc.		
Issued Date	2007/09/20	Deciphered Date	2008/09/20	Title	SCHEMATIC, LA-4201P	
THIS SHEET OF ENGINEERING DRAWING IS THE PROPRIETARY PROPERTY OF COMPAL ELECTRONICS, INC. AND CONTAINS CONFIDENTIAL AND TRADE SECRET INFORMATION. THIS SHEET MAY NOT BE TRANSFERRED FROM THE CUSTODY OF THE COMPETENT DIVISION OF R&D DEPARTMENT EXCEPT AS AUTHORIZED BY COMPAL ELECTRONICS, INC. NEITHER THIS SHEET NOR THE INFORMATION IT CONTAINS MAY BE USED BY OR DISCLOSED TO ANY THIRD PARTY WITHOUT PRIOR WRITTEN CONSENT OF COMPAL ELECTRONICS, INC.				Rev	Document Number	Rev
				1	401551	1
				Date:	Monday, July 21, 2008	Sheet 33 of 50



**HD Audio Codec**

**10mil**

**40mil**

**close to Codec**

**DGND**

**AGND**

**Components and Values:**

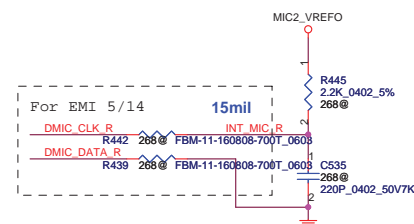
- CH751H-40PT\_SOD323-2
- FBM-L11-160808-800LMT\_0603
- C572 10U\_0805\_10V4Z
- C580 0.1U\_0402\_16V4Z
- C583 4.7U\_0805\_6.3V6K
- C582 268@ 4.7U\_0805\_6.3V6K
- C577 4.7U\_0805\_6.3V6K
- C570 4.7U\_0805\_6.3V6K
- C581 4.7U\_0805\_6.3V6K
- C579 4.7U\_0805\_6.3V6K
- C586 0.1U\_0402\_16V4Z
- C589 10U\_0805\_10V4Z
- C588 0.1U\_0402\_16V4Z
- C591 10U\_0805\_10V4Z
- C574 0.1U\_0402\_16V4Z
- C571 10U\_0805\_10V4Z
- R499 888VC@ 0\_0402\_5%
- R504 888VB@ 0\_0402\_5%
- R505 268@ 0\_0402\_5%
- R490 0.0402\_5%
- R501 33\_0402\_5%
- R441 888VC@ 0\_0402\_5%
- R438 888VC@ 0\_0402\_5%
- R488 20K\_0402\_1%

**Connectors and Labels:**

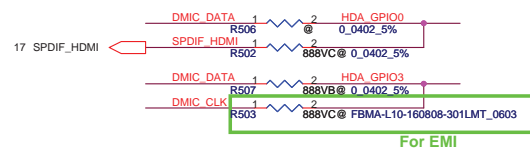
- INT MIC\_R
- LINE\_L
- LINE\_R
- MIC1\_L
- MIC1\_R
- MIC2\_L
- MIC2\_R
- LINE1\_L
- LINE1\_R
- CD\_L
- CD\_R
- CD\_GND
- PCBEEP
- HDA\_RST\_AUDIO#
- HDA\_SYNC\_AUDIO
- HDA\_SDOUT\_AUDIO
- HDA\_GPIO0
- HDA\_GPIO3
- SENSE\_A
- SENSE\_B
- EAPD
- SPDIF
- SPDIF02
- GPIO0/DMIC\_CLK
- SENSE A
- SENSE B
- SPDIF01/EAPD
- SPDIF0
- SENSE C
- GPIO1/DMIC\_DATA
- DVSS
- ALC8885-VC\_LOFP48 7x7
- 888VC@
- AMP\_LEFT
- AMP\_RIGHT
- HP\_LEFT
- HP\_RIGHT
- DMIC\_CLK
- HDA\_BITCLK\_A
- HDA\_SIN0\_AUDIO
- LINE1\_VREF0
- LINE2\_VREF0
- MIC1\_VREF0\_L
- MIC1\_VREF0\_R
- MIC2\_VREF0
- CODEC\_VREF
- JOREF
- AVSS1
- AVSS2

**Footprints and Part Numbers:**

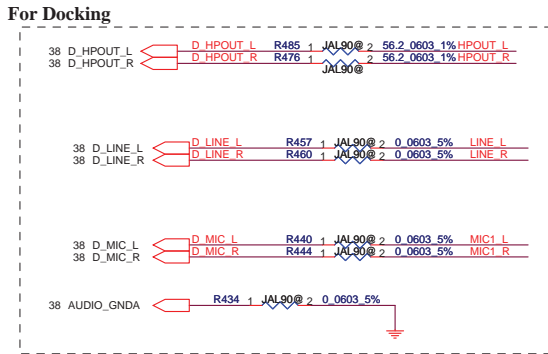
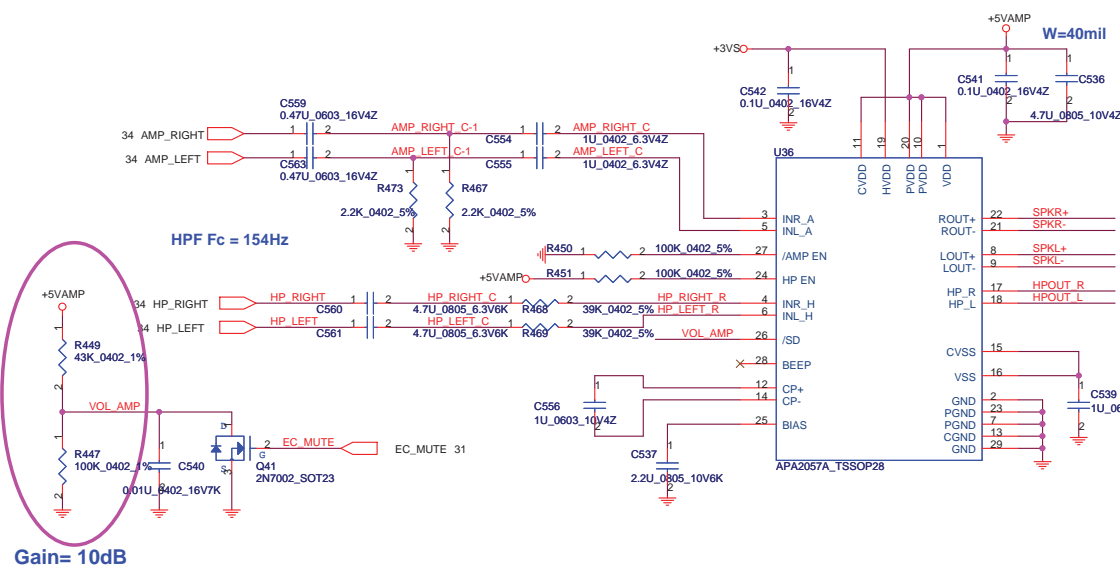
- MBK1608121YZF\_0603
- JAL90GM@
- MBK1608121YZF\_0603



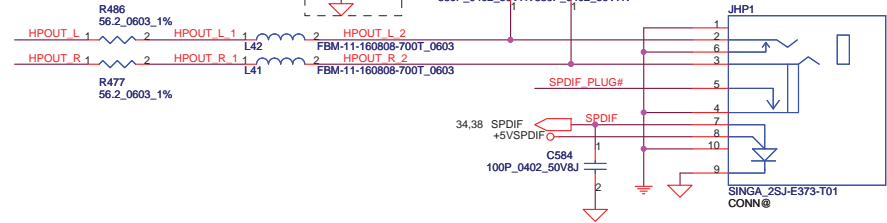
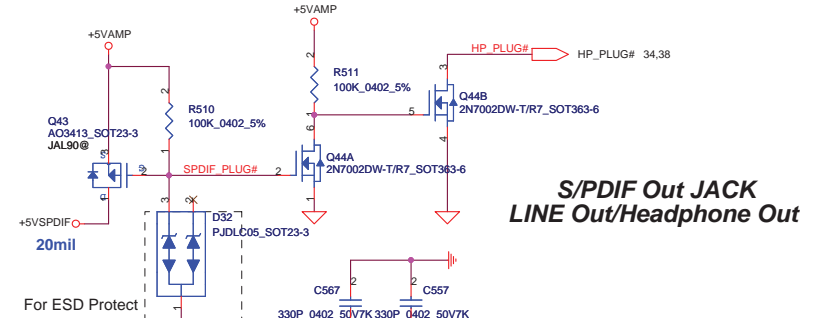
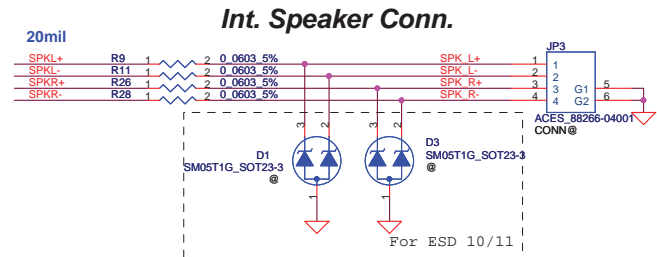
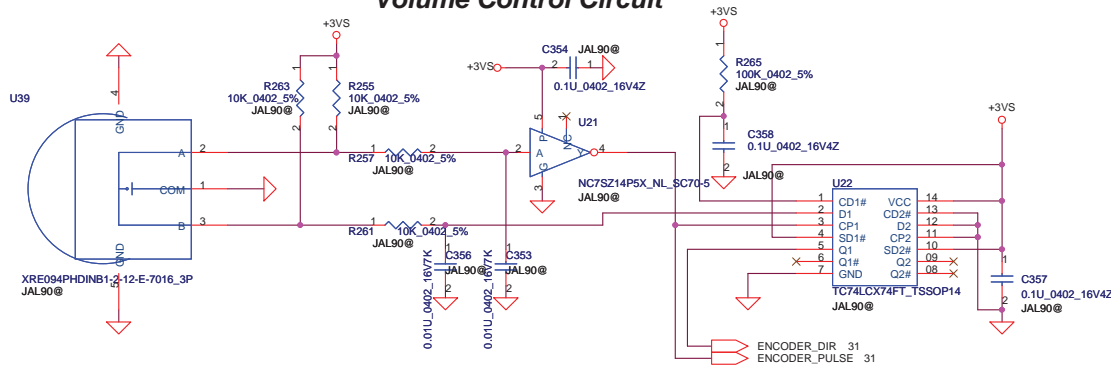
Sense Pin	Impedance	Codec Signals
SENSE A	39.2K	PORT-A (PIN 39, 41)
	20K	PORT-B (PIN 21, 22)
	10K	PORT-C (PIN 23, 24)
	5.1K	PORT-D (PIN 35, 36)
SENSE B	39.2K	PORT-E (PIN 14, 15)
	20K	PORT-F (PIN 16, 17)
	10K	PORT-G (PIN 43, 44)
	5.1K	PORT-H (PIN 45, 46)



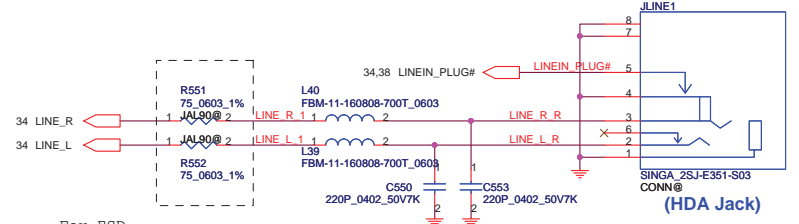
Security Classification		Compal Secret Data		Compal Electronics, Inc.	
Issued Date	2007/09/20	Deciphered Date	2008/09/20	Title	SCHEMATIC,LA-4201P
THIS SHEET OF ENGINEERING DRAWING IS THE PROPRIETARY PROPERTY OF COMPAL ELECTRONICS, INC. AND CONTAINS CONFIDENTIAL AND TRADE SECRET INFORMATION. THIS SHEET MAY NOT BE TRANSFERRED FROM THE CUSTODY OF THE COMPETENT DIVISION OF R&D DEPARTMENT EXCEPT AS AUTHORIZED BY COMPAL ELECTRONICS, INC. NEITHER THIS SHEET NOR THE INFORMATION IT CONTAINS MAY BE USED BY OR DISCLOSED TO ANY THIRD PARTY WITHOUT PRIOR WRITTEN CONSENT OF COMPAL ELECTRONICS, INC.				Docu B	Rev 1
				Document Number <b>401551</b>	
Date: Monday, July 21, 2008		Sheet 34 of 50			



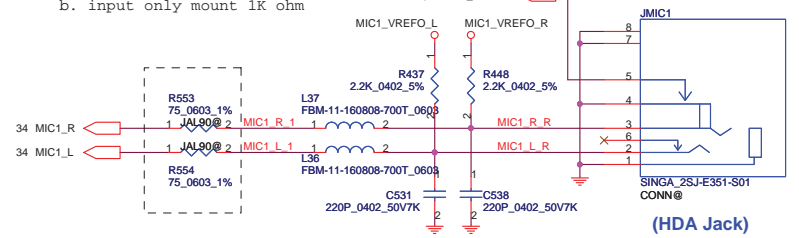
### Volume Control Circuit



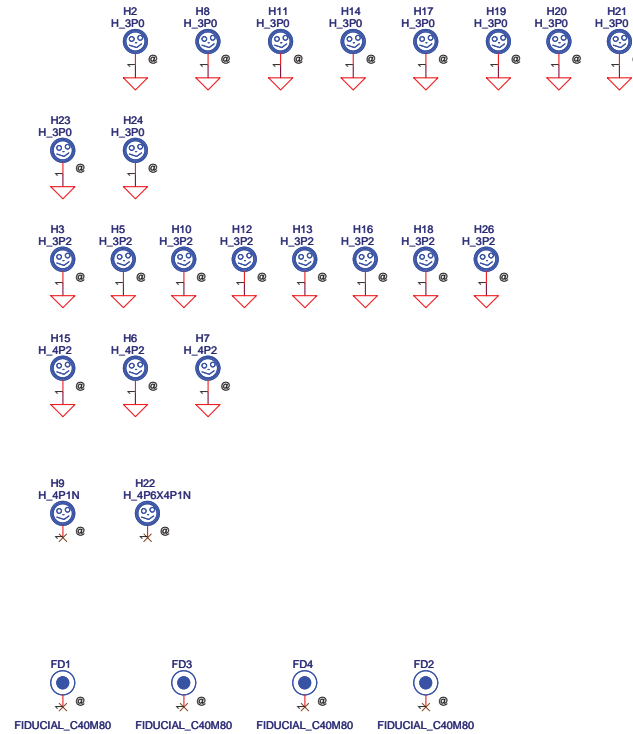
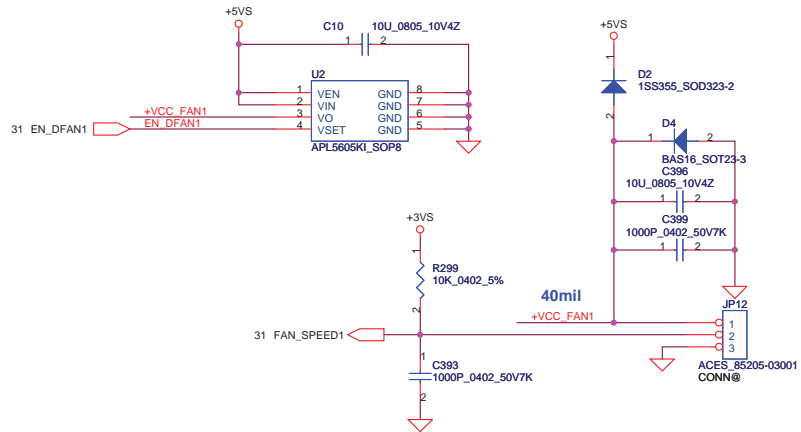
### LINE-IN JACK



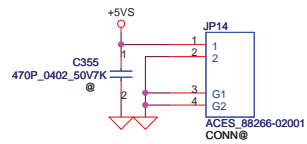
### MIC JACK



Security Classification		Compal Secret Data		Compal Electronics, Inc.	
Issued Date	2007/09/20	Deciphered Date	2008/09/20	SCHEMATIC,LA-4201P	
THIS SHEET OF ENGINEERING DRAWING IS THE PROPRIETARY PROPERTY OF COMPAL ELECTRONICS, INC. AND CONTAINS CONFIDENTIAL AND TRADE SECRET INFORMATION. THIS SHEET MAY NOT BE TRANSFERRED FROM THE CUSTODY OF THE COMPETENT DIVISION OF R&D DEPARTMENT EXCEPT AS AUTHORIZED BY COMPAL ELECTRONICS, INC. NEITHER THIS SHEET NOR THE INFORMATION IT CONTAINS MAY BE USED BY OR DISCLOSED TO ANY THIRD PARTY WITHOUT PRIOR WRITTEN CONSENT OF COMPAL ELECTRONICS, INC.				Document Number <b>401551</b>	Rev <b>I</b>
				Date: Monday, July 21, 2008	Sheet 35 of 50

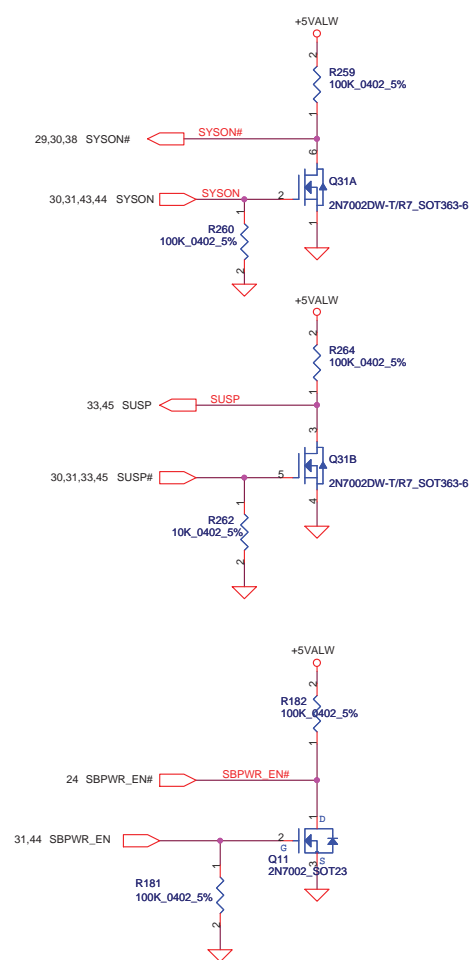
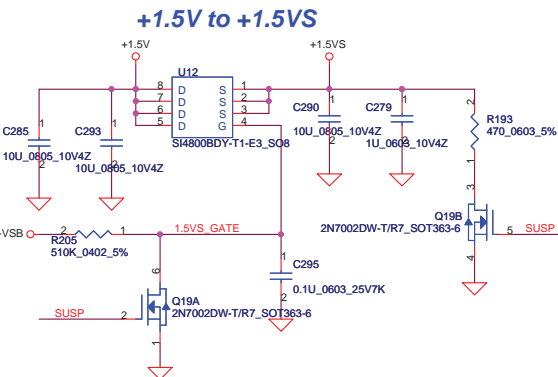
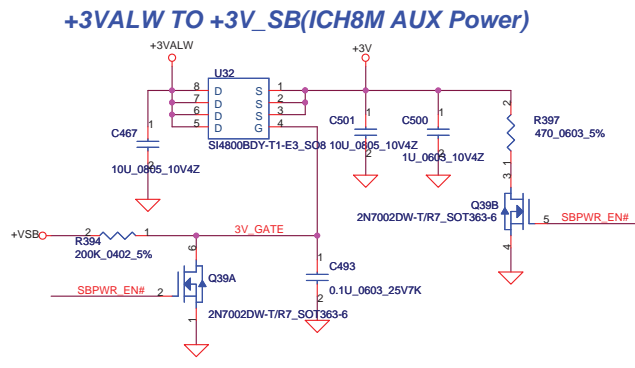
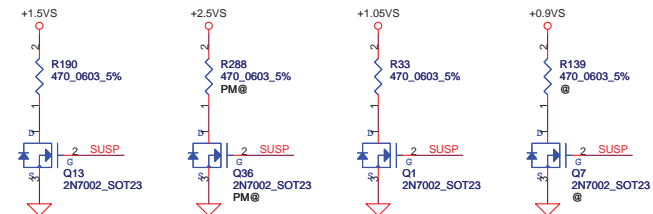
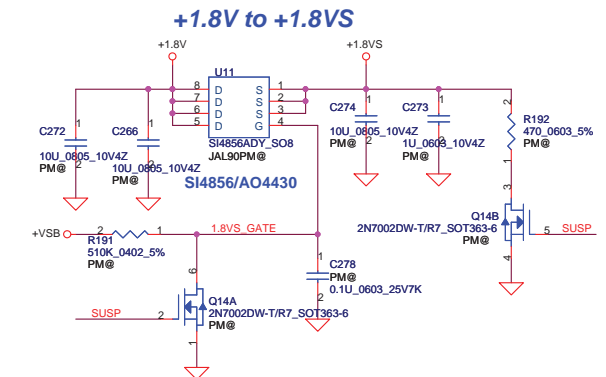
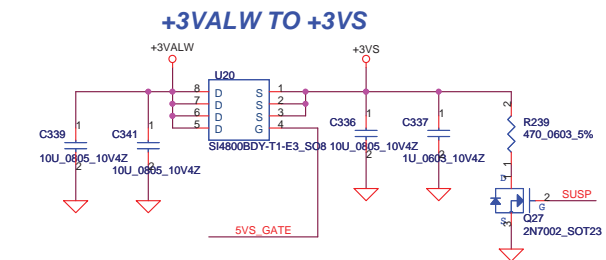
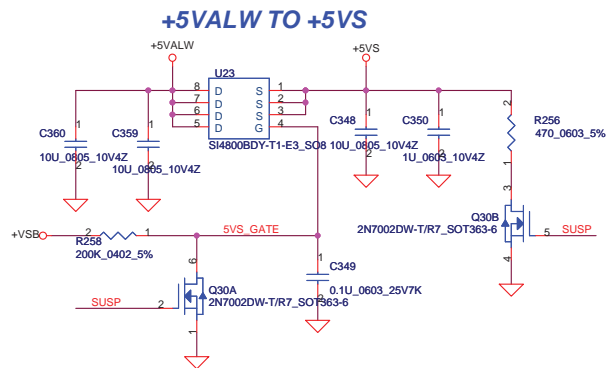
**FAN1 Conn**

## COVER LIGHTConn

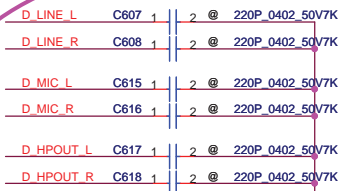
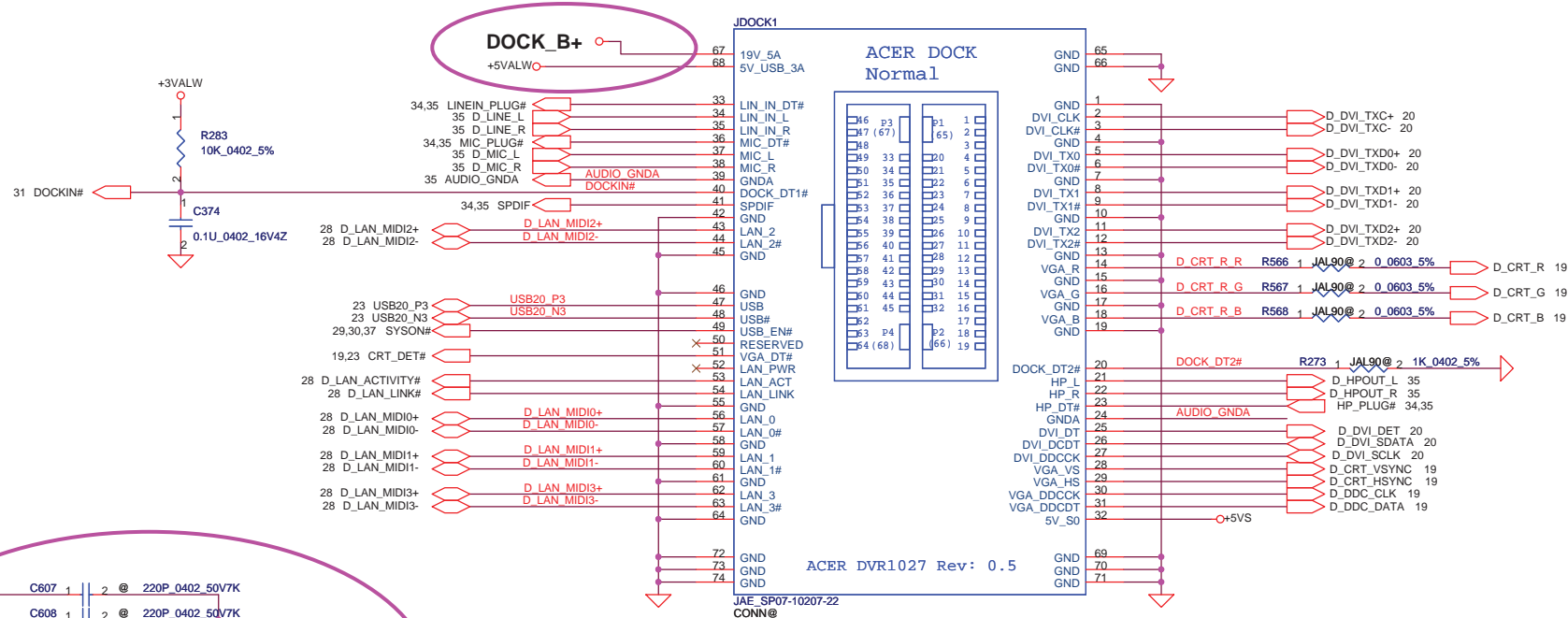
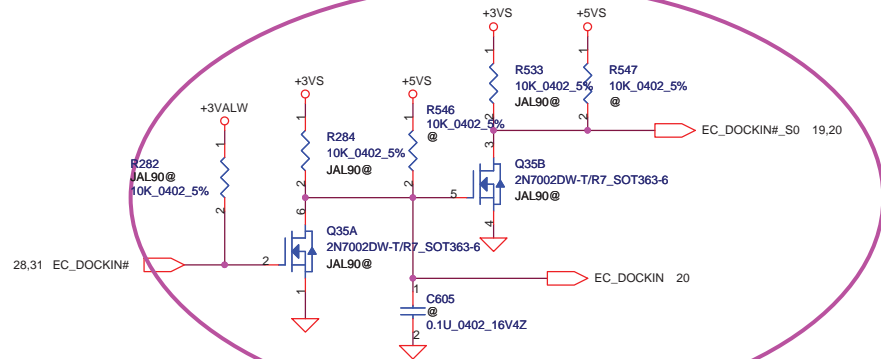


Security Classification		Compal Secret Data		Compal Electronics, Inc.	
Issued Date	2007/09/20	Deciphered Date	2008/09/20	Title	SCHEMATIC, LA-4201P
THIS SHEET OF ENGINEERING DRAWING IS THE PROPRIETARY PROPERTY OF COMPAL ELECTRONICS, INC. AND CONTAINS CONFIDENTIAL AND TRADE SECRET INFORMATION. THIS SHEET MAY NOT BE TRANSFERRED FROM THE CUSTODY OF THE COMPETENT DIVISION OF R&D DEPARTMENT EXCEPT AS AUTHORIZED BY COMPAL ELECTRONICS, INC. NEITHER THIS SHEET NOR THE INFORMATION IT CONTAINS MAY BE USED BY OR DISCLOSED TO ANY THIRD PARTY WITHOUT PRIOR WRITTEN CONSENT OF COMPAL ELECTRONICS, INC.				Document Number	Rev
				401551	1
				Date	Monday, July 21, 2008



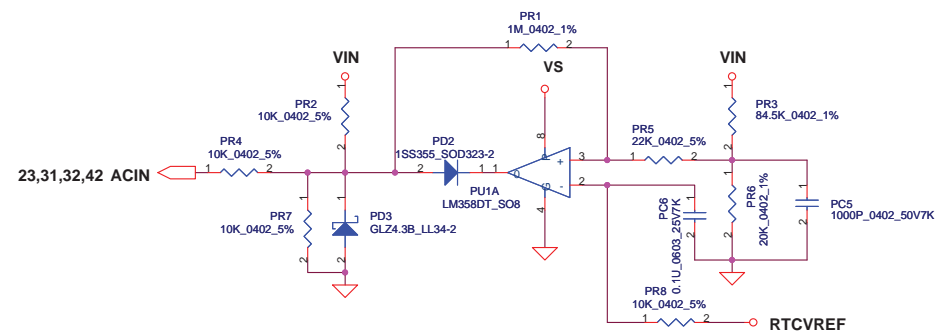
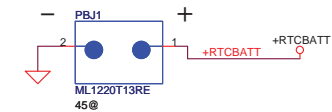
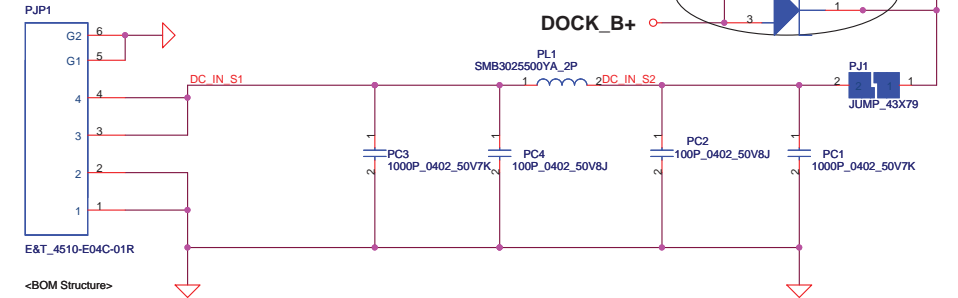


Security Classification		Compal Secret Data		Compal Electronics, Inc.	
Issued Date	2007/09/20	Deciphered Date	2008/09/20	Title	SCHEMATIC,LA-4201P
THIS SHEET OF ENGINEERING DRAWING IS THE PROPRIETARY PROPERTY OF COMPAL ELECTRONICS, INC. AND CONTAINS CONFIDENTIAL AND TRADE SECRET INFORMATION. THIS SHEET MAY NOT BE TRANSFERRED FROM THE CUSTODY OF THE COMPETENT DIVISION OF R&D DEPARTMENT EXCEPT AS AUTHORIZED BY COMPAL ELECTRONICS, INC. NEITHER THIS SHEET NOR THE INFORMATION IT CONTAINS MAY BE USED BY OR DISCLOSED TO ANY THIRD PARTY WITHOUT PRIOR WRITTEN CONSENT OF COMPAL ELECTRONICS, INC.				Document Number	401551
				Date:	Monday, July 21, 2008
				Sheet	37 of 50



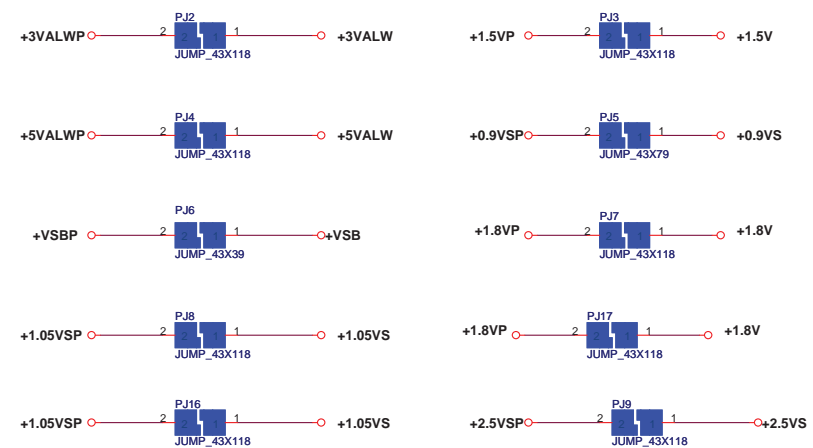
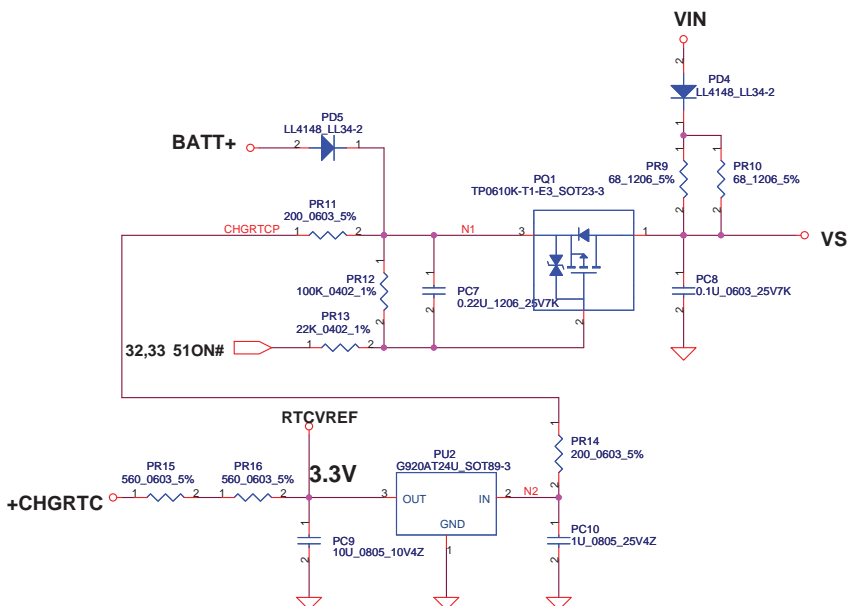
Security Classification		Compal Secret Data		Compal Electronics, Inc.	
Issued Date	2007/09/20	Deciphered Date	2008/09/20	Title	SCHEMATIC,LA-4201P
THIS SHEET OF ENGINEERING DRAWING IS THE PROPRIETARY PROPERTY OF COMPAL ELECTRONICS, INC. AND CONTAINS CONFIDENTIAL AND TRADE SECRET INFORMATION. THIS SHEET MAY NOT BE TRANSFERRED FROM THE CUSTODY OF THE COMPETENT DIVISION OF R&D DEPARTMENT EXCEPT AS AUTHORIZED BY COMPAL ELECTRONICS, INC. NEITHER THIS SHEET NOR THE INFORMATION IT CONTAINS MAY BE USED BY OR DISCLOSED TO ANY THIRD PARTY WITHOUT PRIOR WRITTEN CONSENT OF COMPAL ELECTRONICS, INC.				Document Number	401551
				Date	Monday, July 21, 2008
				Sheet	38 of 50

# SP02000EF00

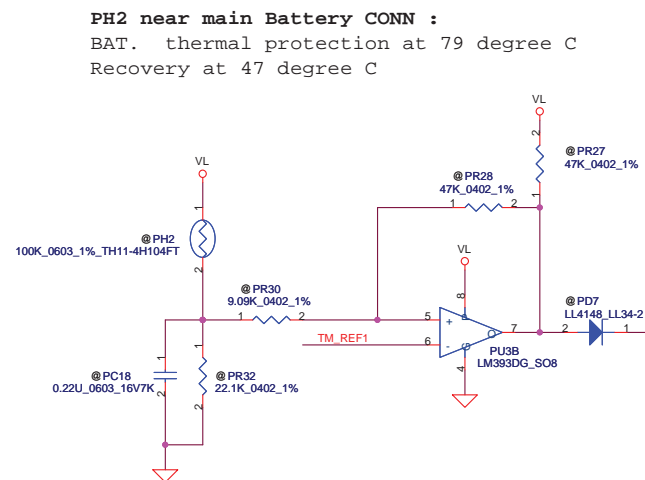
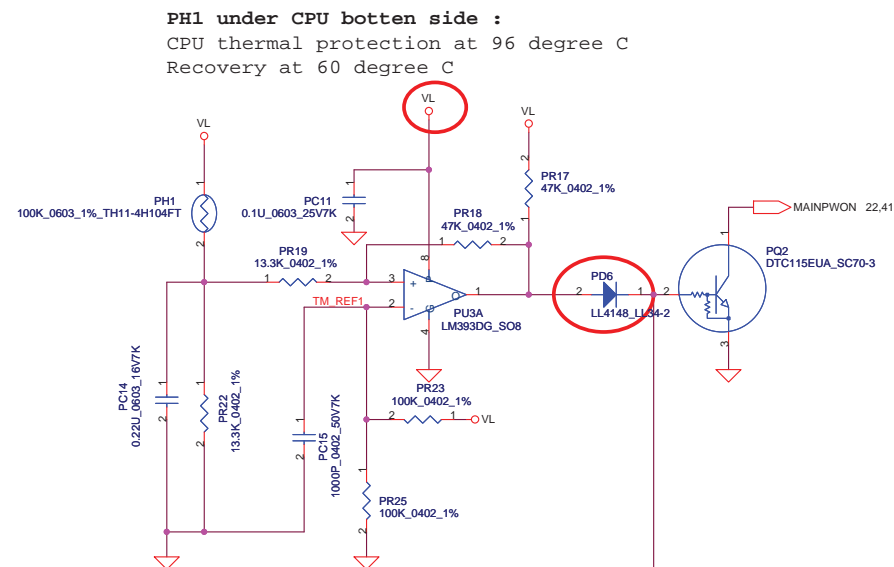
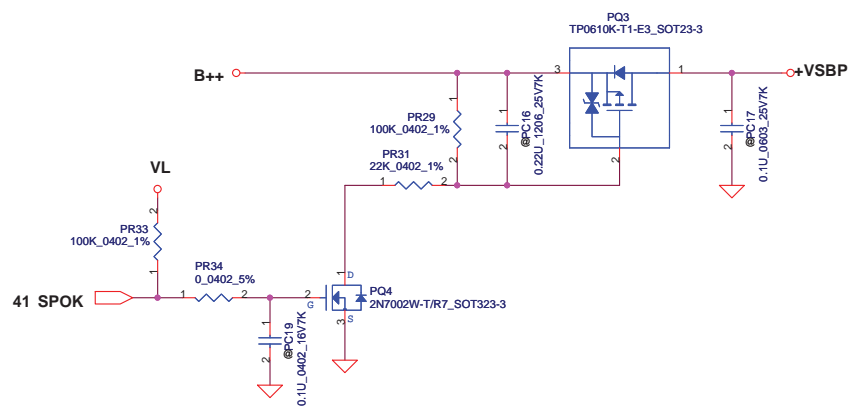
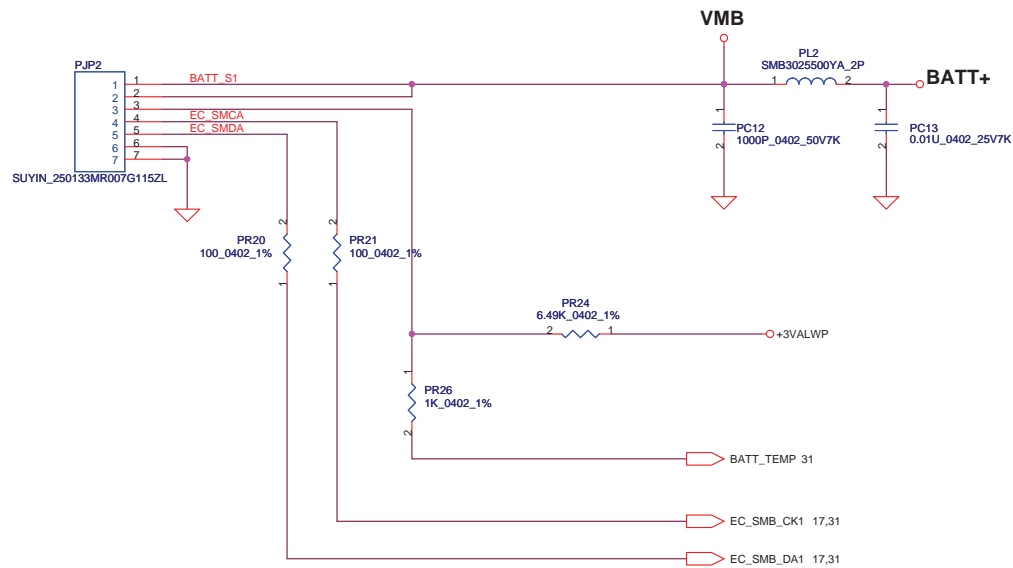


## Vin Detector

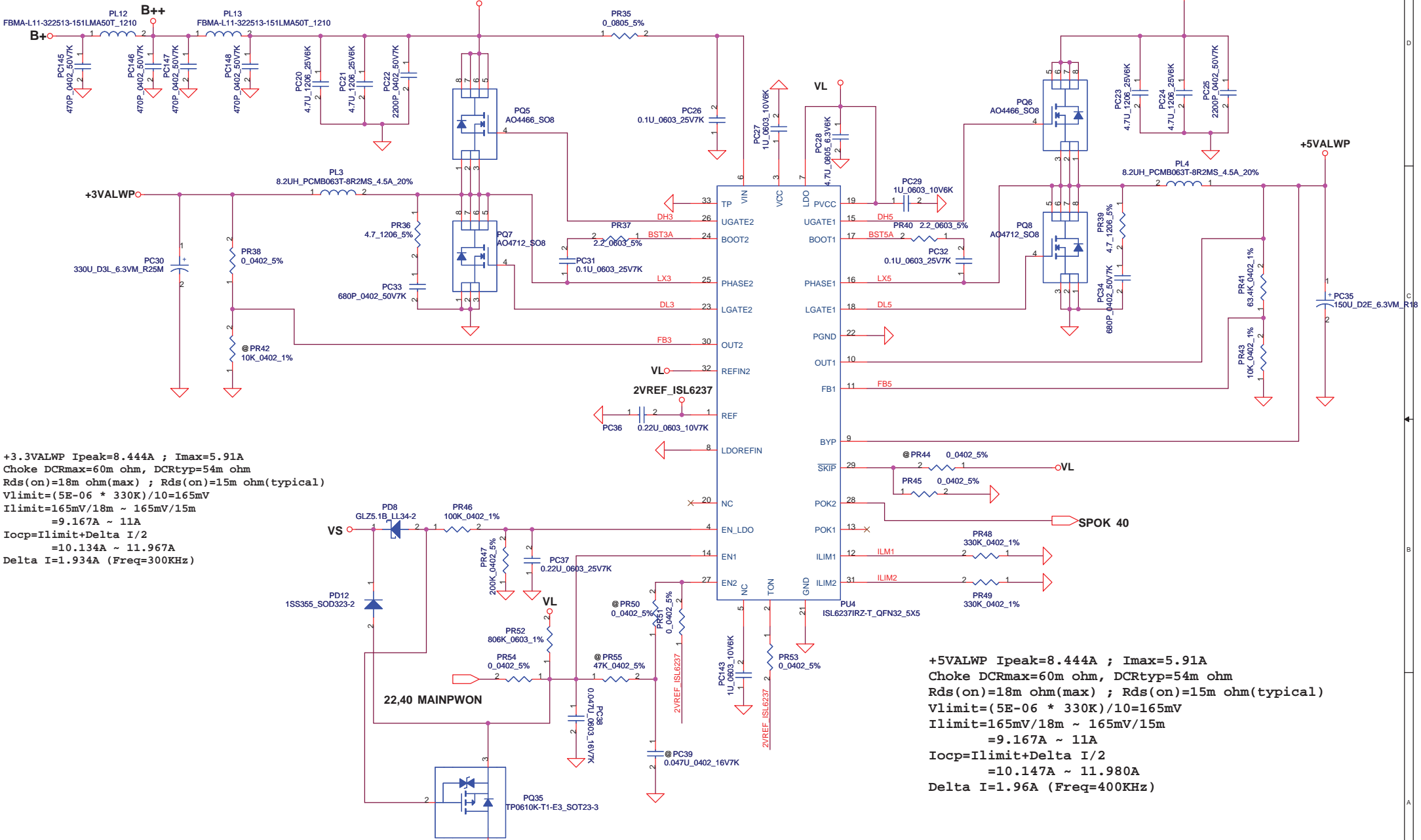
	Min.	Typ	Max.
H-->L	16.976V	17.525V	17.728V
L-->H	17.430V	17.901V	18.384V



Security Classification		Compal Secret Data		Compal Electronics, Inc.	
Issued Date	2007/09/20	Deciphered Date	2008/09/20	Title	SCHEMATIC,LA-4201P
THIS SHEET OF ENGINEERING DRAWING IS THE PROPRIETARY PROPERTY OF COMPAL ELECTRONICS, INC. AND CONTAINS CONFIDENTIAL AND TRADE SECRET INFORMATION. THIS SHEET MAY NOT BE TRANSFERRED FROM THE CUSTODY OF THE COMPETENT DIVISION OF R&D DEPARTMENT EXCEPT AS AUTHORIZED BY COMPAL ELECTRONICS, INC. NEITHER THIS SHEET NOR THE INFORMATION IT CONTAINS MAY BE USED BY OR DISCLOSED TO ANY THIRD PARTY WITHOUT PRIOR WRITTEN CONSENT OF COMPAL ELECTRONICS, INC.				Document Number	401551
				Date	Monday, July 21, 2008
				Sheet	39 of 50



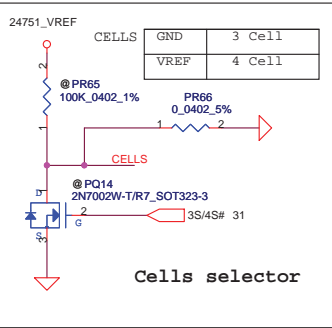
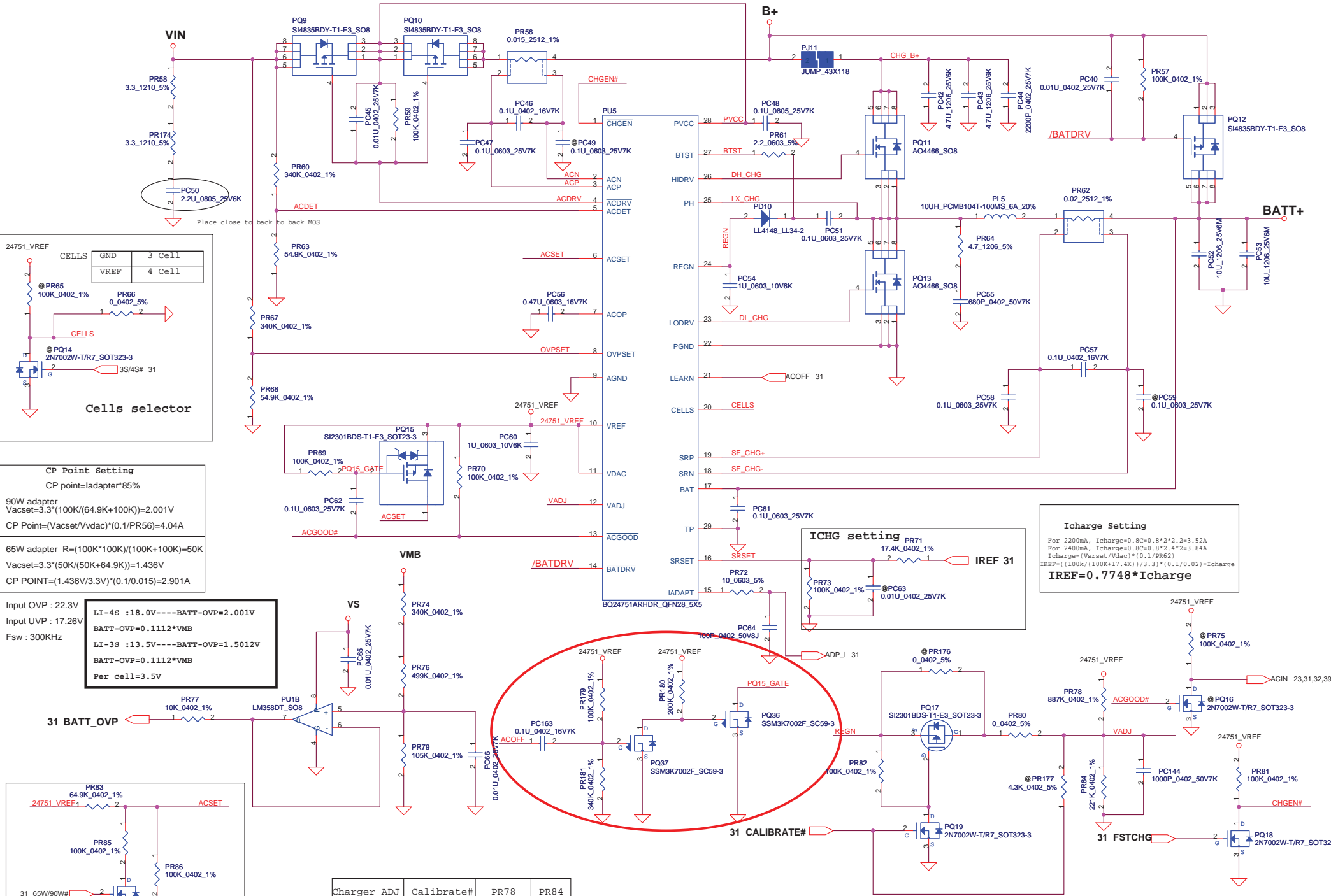
Security Classification		Compal Secret Data		Compal Electronics, Inc.	
Issued Date	2007/09/20	Deciphered Date	2008/09/20	Title	SCHEMATIC,LA-4201P
THIS SHEET OF ENGINEERING DRAWING IS THE PROPRIETARY PROPERTY OF COMPAL ELECTRONICS, INC. AND CONTAINS CONFIDENTIAL AND TRADE SECRET INFORMATION. THIS SHEET MAY NOT BE TRANSFERRED FROM THE CUSTODY OF THE COMPETENT DIVISION OF R&D DEPARTMENT EXCEPT AS AUTHORIZED BY COMPAL ELECTRONICS, INC. NEITHER THIS SHEET NOR THE INFORMATION IT CONTAINS MAY BE USED BY OR DISCLOSED TO ANY THIRD PARTY WITHOUT PRIOR WRITTEN CONSENT OF COMPAL ELECTRONICS, INC.				Document Number	401551
				Date	Monday, July 21, 2008
				Sheet	40 of 50



+3.3VALWP Ipeak=8.444A ; Imax=5.91A  
Choke DCRmax=60m ohm, DCRtyp=54m ohm  
Rds(on)=18m ohm(max) ; Rds(on)=15m ohm(typical)  
Vlimit=(5E-06 \* 330K)/10=165mV  
Ilimit=165mV/18m ~ 165mV/15m  
=9.167A ~ 11A  
Iocp=Ilimit+Delta I/2  
=10.134A ~ 11.967A  
Delta I=1.934A (Freq=300KHz)

+5VALWP Ipeak=8.444A ; Imax=5.91A  
Choke DCRmax=60m ohm, DCRtyp=54m ohm  
Rds(on)=18m ohm(max) ; Rds(on)=15m ohm(typical)  
Vlimit=(5E-06 \* 330K)/10=165mV  
Ilimit=165mV/18m ~ 165mV/15m  
=9.167A ~ 11A  
Iocp=Ilimit+Delta I/2  
=10.147A ~ 11.980A  
Delta I=1.96A (Freq=400KHz)

Security Classification		Compal Secret Data		Compal Electronics, Inc.	
Issued Date	2007/09/20	Deciphered Date	2008/09/20	Title	SCHEMATIC,LA-4201P
THIS SHEET OF ENGINEERING DRAWING IS THE PROPRIETARY PROPERTY OF COMPAL ELECTRONICS, INC. AND CONTAINS CONFIDENTIAL AND TRADE SECRET INFORMATION. THIS SHEET MAY NOT BE TRANSFERRED FROM THE CUSTODY OF THE COMPETENT DIVISION OF R&D DEPARTMENT EXCEPT AS AUTHORIZED BY COMPAL ELECTRONICS, INC. NEITHER THIS SHEET NOR THE INFORMATION IT CONTAINS MAY BE USED BY OR DISCLOSED TO ANY THIRD PARTY WITHOUT PRIOR WRITTEN CONSENT OF COMPAL ELECTRONICS, INC.				Document Number	401551
				Date	Monday, July 21, 2008
				Sheet	41 of 50



**CP Point Setting**  
CP point=ladapter\*85%

90W adapter  
 $V_{acset}=3.3 \cdot (100K / (64.9K + 100K)) = 2.001V$   
CP Point=( $V_{acset} / V_{vdac}$ ) \* (0.1 / PR56) = 4.04A

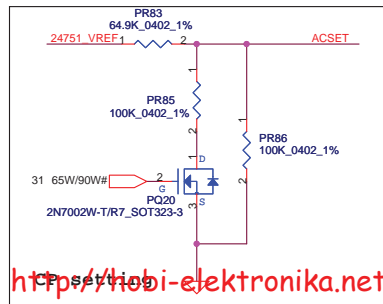
65W adapter  $R = (100K \cdot 100K) / (100K + 100K) = 50K$   
 $V_{acset} = 3.3 \cdot (50K / (50K + 64.9K)) = 1.436V$   
CP POINT=( $1.436V / 3.3V$ ) \* (0.1 / 0.015) = 2.901A

Input OVP : 22.3V  
Input UVP : 17.26V  
Fsw : 300KHz

LI-4S : 18.0V----BATT-OVP=2.001V  
BATT-OVP=0.1112\*VMB

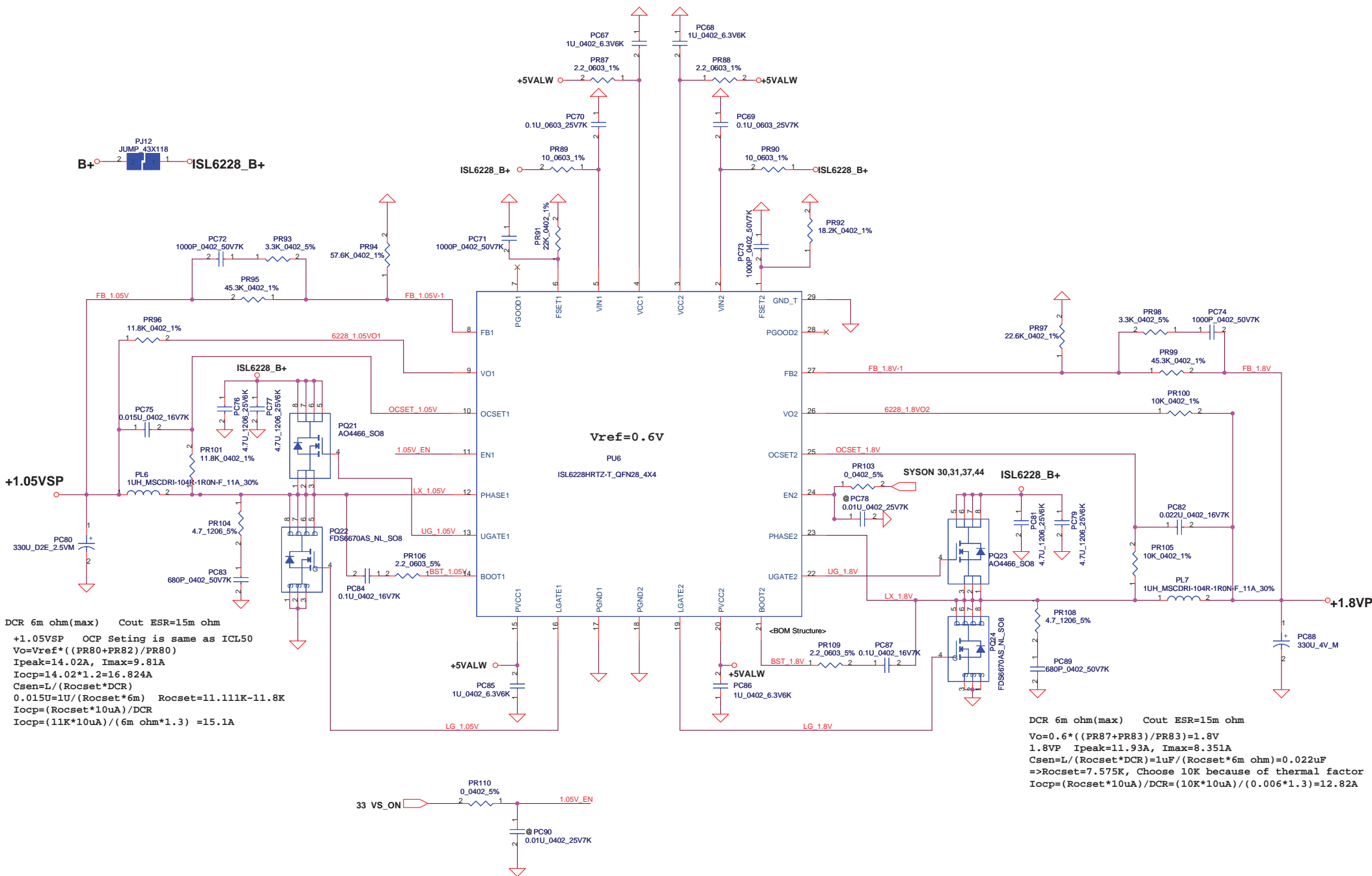
LI-3S : 13.5V----BATT-OVP=1.5012V  
BATT-OVP=0.1112\*VMB

Per cell=3.5V

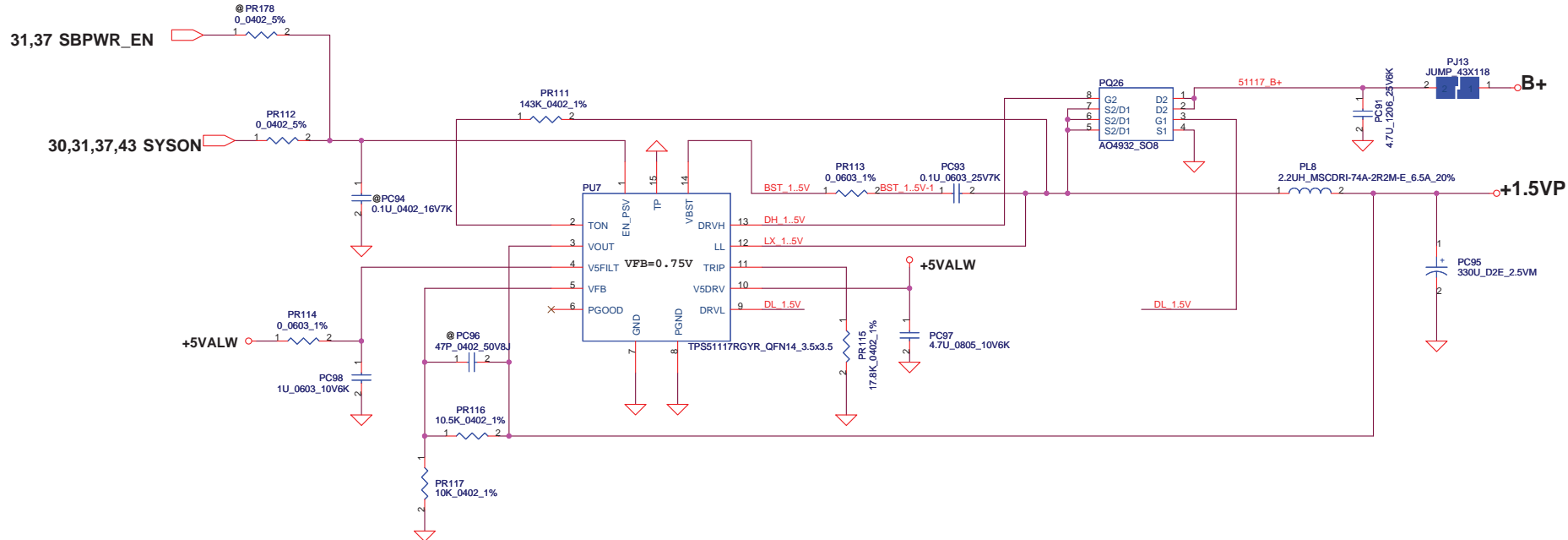


Charger ADJ	Calibrate#	PR78	PR84
4.0V	L	@	@
4.1V	L	887K	221K
4.2V	H	@	@





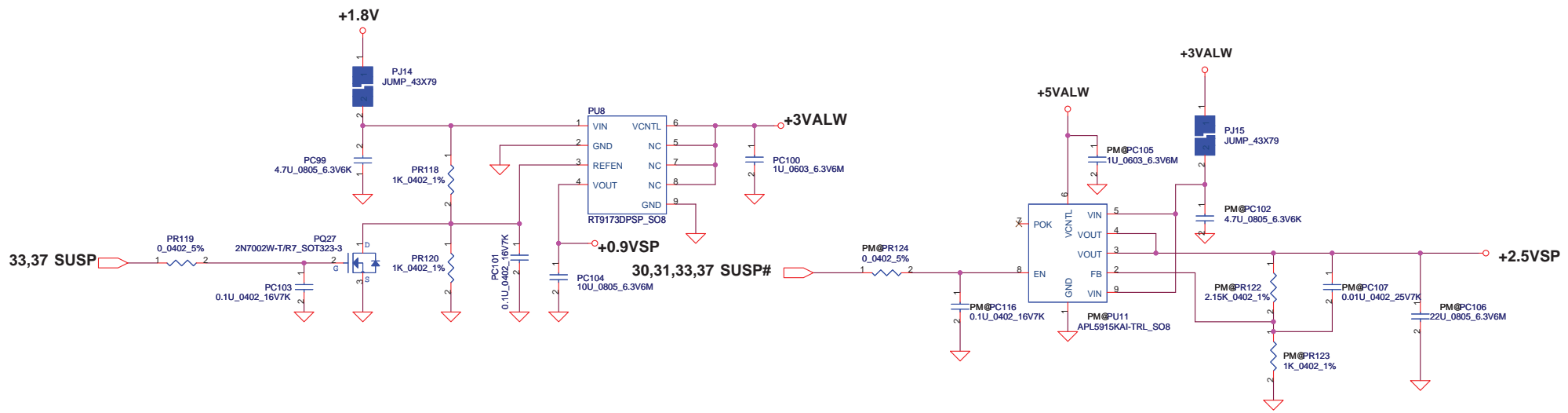
Security Classification		Compal Secret Data		Compal Electronics, Inc.	
Issued Date	2007/09/20	Deciphered Date	2008/09/20	Title	SCHEMATIC,LA-4201P
THIS SHEET OF ENGINEERING DRAWING IS THE PROPRIETARY PROPERTY OF COMPAL ELECTRONICS, INC. AND CONTAINS CONFIDENTIAL AND TRADE SECRET INFORMATION. THIS SHEET MAY NOT BE TRANSFERRED FROM THE CUSTODY OF THE COMPETENT DIVISION OF R&D DEPARTMENT EXCEPT AS AUTHORIZED BY COMPAL ELECTRONICS, INC. NEITHER THIS SHEET NOR THE INFORMATION IT CONTAINS MAY BE USED BY OR DISCLOSED TO ANY THIRD PARTY WITHOUT PRIOR WRITTEN CONSENT OF COMPAL ELECTRONICS, INC.				Customer Document Number	401551
				Date	Monday, July 21, 2008
				Sheet	43 of 50



$V_{FB}=0.75V$   
 $V_o=V_{FB} \cdot (1+PR87/PR88)=0.75 \cdot (1+10K/10K)=1.5V$   
 $Ton=19 \cdot e^{-12 \cdot 143000 \cdot ((2/3) \cdot V_o + 100mV) / 19} + 50ns$   
 $=2.645e-7 \text{ us}$   
 $=>V_o/V_{in}=D=Ton/Ts \Rightarrow Ts=3.35us$   
 $Fsw=298KHz$

$Cout \text{ ESR}=15m \text{ ohm}$   
 $I_{peak}=4.71A, I_{max}=3.297A, I_{ocp}=5.652A$   
 $\Delta I=((19-1.5) \cdot (1.5/19)) / (L \cdot Fsw)=2.107A$   
 $=>1/2 \Delta I=1.053A$   
 $V_{trip}=R_{trip} \cdot I_{ocp}=17.8K \cdot 10uA=0.178V$   
 $I_{ocpmin}=V_{trip}/R_{dsonmax} \cdot 1.2+1.053A$   
 $=0.178 / (0.027 \cdot 1.2) + 1.053=5.493A+1.053A=6.546A$   
 $I_{ocpmax}=(0.178 / (0.021 \cdot 1.1)) + 1.053A=7.705A+1.053A$   
 $=8.758A$   
 $I_{ocp}=6.546A \sim 8.758A$

Security Classification	Compal Secret Data		Compal Electronics, Inc.	
Issued Date	2007/09/20	Deciphered Date	2008/09/20	Title
THIS SHEET OF ENGINEERING DRAWING IS THE PROPRIETARY PROPERTY OF COMPAL ELECTRONICS, INC. AND CONTAINS CONFIDENTIAL AND TRADE SECRET INFORMATION. THIS SHEET MAY NOT BE TRANSFERRED FROM THE CUSTODY OF THE COMPETENT DIVISION OF R&D DEPARTMENT EXCEPT AS AUTHORIZED BY COMPAL ELECTRONICS, INC. NEITHER THIS SHEET NOR THE INFORMATION IT CONTAINS MAY BE USED BY OR DISCLOSED TO ANY THIRD PARTY WITHOUT PRIOR WRITTEN CONSENT OF COMPAL ELECTRONICS, INC.				SCHEMATIC,LA-4201P
Customer	Document Number	Rev	1	
Date:	Monday, July 21, 2008	Sheet	44	of 50



Security Classification	Compal Secret Data		Title	
Issued Date	2007/09/20	Deciphered Date	2008/09/20	SCHEMATIC,LA-4201P
THIS SHEET OF ENGINEERING DRAWING IS THE PROPRIETARY PROPERTY OF COMPAL ELECTRONICS, INC. AND CONTAINS CONFIDENTIAL AND TRADE SECRET INFORMATION. THIS SHEET MAY NOT BE TRANSFERRED FROM THE CUSTODY OF THE COMPETENT DIVISION OF R&D DEPARTMENT EXCEPT AS AUTHORIZED BY COMPAL ELECTRONICS, INC. NEITHER THIS SHEET NOR THE INFORMATION IT CONTAINS MAY BE USED BY OR DISCLOSED TO ANY THIRD PARTY WITHOUT PRIOR WRITTEN CONSENT OF COMPAL ELECTRONICS, INC.				Rev 1
Date: Monday, July 21, 2008				Sheet 45 of 50

<http://hobi-elektronika.net>



## Version change list (P.I.R. List)

Page 1 of 2  
for PWR

Item	Fixed Issue	Reason for change	Rev.	PG#	Modify List	Date	Phase
1	ISL6237 can't shutdown while battery only.	ISL6237 can't shutdown while battery only.	0.1	41	Add PQ35 SB906100210 TP0610K.	20071031	EVT
2	Delete PD1	Because we can cost down and B+ has another one.	0.2	39	Delete PD1 SCSB540C080 (S SCH DIO B540C-13-F SMC)	20071115	DVT
3	3/5V exit on battery mode shutdown.	To prevent 3/5V exit on battery mode shutdown.	0.3	41	Add SC100001K00 (S DIO 1SS355 SOD323 T/R-5K	20071211	DVT
4	PD11 has over temp. issue.	Because PD11 has over temperature issue in JAQ60, we change it to a 10A diode.	0.3	39	Change PD11 from SCSB540C080 to SCS00002F00 .	20071211	DVT
5	Add snubber in 3/5V by EMI request.	Add snubber in 3/5V by EMI request.	0.3	41	Add PR36 and PR39 to SD001470B80	20071211	DVT
6	Down size.	Down size. by sourcer request.	0.3	46	Change PC136 from SE025821K80 to SE000003W00	20071211	DVT
7	Down size.	Down size. by sourcer request.	0.3	46	Change PC120 and PC129 from SE024681J80 to SE074681K80	20071211	DVT
8	Down size.	Down size. by sourcer request.	0.3	43	Change PC72 and PC74 from SE068102J80 to SE074102K80	20071211	DVT
9	2nd source trial run TI controller.	2nd source trial run TI controller.	0.3	41	Add PC143 SE080105K80	20071211	DVT
10	Add snubber in 3/5V by EMI request.	Add snubber in 3/5V by EMI request.	0.3	41	Add PC33 and PC34 SE074681K80	20071211	DVT
11	To meet Jeta SPEC.	To meet Jeta SPEC.	0.3	42	Add PC144 SE074102K80	20071211	DVT
12	Increase +5VALWP	HW requirement.	0.4	41	Change PR41 from SD034619280(S RES 1/16W 61.9K 0402 1%) to SD03463K280(S RES 1/16W 63.4K 0402 1%)	20080123	PVT
13	Increase +5VALWP	HW requirement.	0.4	43	change PR94 from SD034604280(S RES 1/16W 60.4K 0402 1%) to SD034576280(S RES 1/16W 57.6K 0402 1%)	20080123	PVT
14	Increase +5VALWP	HW requirement.	0.4	44	Change PRI16 from SD034100280(S RES 1/16W 10K 0402 1%) to SD034105280(S RES 1/16W 10.5K 0402 1%)	20080123	PVT
15	Add EMI solution.	For EMI requirement.	0.4	41,42,43,46	Change PR37, PR40, PR61, PRI06, PRI09, PRI38, PRI52 from SD013000080(S RES 1/10W 0 +-5% 0603) to SD013220B80 (S RES 1/10W 2.2 +-5% 0603)	20080123	PVT
16	Add EMI solution.	For EMI requirement.	0.4	43	Add PR64, PRI04 and PRI08 SD001470B80(S RES 1/4W 4.7 +-5% 1206)	20080123	PVT
17	Add EMI solution.	For EMI requirement.	0.4	43	Add PC55, PC83 and PC89 SE074681K80(S CER CAP 680P 50V K X7R 0402)	20080123	PVT
18	Add EMI solution.	For EMI requirement.	0.4	41	Add PC145, PC146, PC147, PC148 SE074471K80 (S CER CAP 470P 50V K X7R 0402)	20080123	PVT
19	Add EMI solution.	For EMI requirement.	0.4	41	Add PLI2, PLI3 SM010016410 (S SUPPRE KC FBMA-L11-322513-151LMA50T)	20080123	PVT
20	AO4916 will be EOL.	AO4916 will be EOL.	0.5	44	Change PQ26 from SB0000002W80 S TR AO4916 2N S08 to SB0000BG00 S TR AO4932_S08	20080201	PVT
21	Thermal shutdown issue.	Change OTP setting from 92C to 96C.	0.6	40	Change PR19 and PR22 to SD034133280(S RES 13.3K 0402 1%)	20080214	PVT
22	EMI request.	EMI request.	0.6	46	Add PC149,PC150,PC151 SE074471K80(S CER CAP 470P X7R 0402)	20080214	PVT
23							

Security Classification		Compal Secret Data		Compal Electronics, Inc.	
Issued Date	2007/09/20	Deciphered Date	2008/09/20	Title	SCHMATIC,LA-4201P
THIS SHEET OF ENGINEERING DRAWING IS THE PROPRIETARY PROPERTY OF COMPAL ELECTRONICS, INC. AND CONTAINS CONFIDENTIAL AND TRADE SECRET INFORMATION. THIS SHEET MAY NOT BE TRANSFERRED FROM THE CUSTODY OF THE COMPETENT DIVISION OF RESEARCH AND DEVELOPMENT DEPARTMENT EXCEPT AS AUTHORIZED BY COMPAL ELECTRONICS, INC. NEITHER THIS SHEET NOR THE INFORMATION IT CONTAINS MAY BE USED BY OR DISCLOSED TO ANY THIRD PARTY WITHOUT PRIOR WRITTEN CONSENT OF COMPAL ELECTRONICS, INC.				Document Number	401551
Date:	Monday, July 21, 2008	Sheet	47	of	50

A --> B Change List

12/13-----  
Page 12, Mount R83, C179, C188  
Change R91 BOM structure to @  
Page 19, Mount D21, D22, D23  
Page 20, Change U40, U41 BOM structure to @  
12/12-----  
Page 19, Change C430, C422, C406 with BOM structure GM@  
Page 20, Add R548, R549 2.2K\_0402 with BOM structure @  
Change R542, R543 BOM structure to PM@  
Change Q3, Q5, Q46, Q47 to BSH111  
Page 28, Change T1 to SP050003T10  
Page 34, Change C603, C604 location and BOM structure to JAL90@  
Page 35, Change R449 to 43K\_0402\_1%  
Page 27, Add R550 with BOM structure @  
Page 49, Add option component for C430, C422, C402, C429, C421, C405  
Del C419, C428, C432, C513, C214 (Option Component)  
12/10-----  
Page 19, Add R544, R545 0\_0402 with BOM structure JAL90@  
Page 20, Add U40, U41 SN74CBTD3306CPWR\_TSSOP8 with BOM structure JAL90@  
Page 35, Change R486, R477, R485, R476 to 56.2\_0603 1%  
Page 38, Add R546, R547 10\_0402\_5% with BOM structure @  
Update MCH and ICH part number.  
U31 --> SA00001ZO30 (PM)  
SA00001P930 (GM)  
U9 --> SA00002AN10 (ICH9)  
12/07-----  
Page 12, Add C606, 220U\_D2\_4VM\_R15 with BOM Structure GM@  
Change C435 to 220uF\_D2 with BOM Structure @  
Page 17, Update JMXM1 PCBfoot to QUASA\_CA0481-230N00\_230P-T  
Page 20, Add R542, R543 4.7K\_0402 with BOM Structure JAL90@  
Update Power Schematics  
12/06-----  
Page 4, Add R541 10K\_0402 with BOM Structure @  
Page 17, Add R534 0\_0402 with BOM Structure PM@  
Change D30, R516 BOM Structure to @  
Page 31, Add R540 100K\_0402 with BOM structure JAW50@  
Change R186 BOM Structure JAL90@  
Page 38, Add R533 10K\_0402 with BOM Structure JAL90@  
Add C605 0.1U\_0402 with BOM Strcture @  
Change Q35 to 2N7002DW-T/R7\_SOT363-6  
12/05-----  
Page 16, Update U15 to ICS9LPRS387BKLFT (SA000020H10)  
Page 31, Delete R534  
Page 34, Delete R533  
Page 38, Update JDOCK1 CIS Symbol to JAE\_SP07-10207-19\_68P-T  
12/04-----  
Page 16, 17, 19 Delete Q23, Q37, Q38 2N7002DW-T/R7\_SOT363-6  
Add Q48, Q49, Q50, Q51, Q52, Q53 2N7002\_SOT23  
Page 22, Add 10K\_0402 with BOM Structure JAW50@  
Change R61 BOM Structure to JAL90@  
Page 31, Change R215 to 8.2K\_0402  
Page 34, Add C603, C604 220P\_0402\_50V8J with BOM structure @  
11/30-----  
Page 18, C368 change to 680P\_0402\_50V7K  
Page 20, D20 Change to CH751H-40PT\_SOD323-2  
Delete Q4  
Add Q46, Q47 2N7002\_SOT23 with BOM Structure JAL90@  
Page 26, Delete R532, Q46  
Add R538, R539 0\_0402 with BOM Structure @  
Change D31 with BOM Structure @  
Change U34 PN to SA00001W910  
Page 31 Change EC\_SMB\_CK2/DA2 Pull High to +3VS  
Page 32, Add SW4 with BOM Structure JAW50@  
Change SW1 BOM Structure to JAL90@  
Change JP2 Pin3/Pin4 to EC\_SMB\_CK2/DA2

11/28-----  
Page 12, Add R536, R537 0\_0402 with BOM Structure PM@  
Page 30, Change U14 to G577NSR91U  
Page 34, Change R438, R439, R441, R442 to 0\_0603 (BOM Error)  
Page 35, Change R473, R467 to 2.2K\_0402\_5%  
Change R9, R11, R26, R28 to 0\_0603 (BOM Error)  
11/27-----  
Page 19, Change D5 to RB491D\_SC59-3 accordig to Module design  
Page 25, Update JSATA2(HDD) PCB footprint to OCTEK\_SAT-22SU1G\_22P\_NR-T  
Page 33, C313 change to 1U\_0402\_6.3V6K  
Page 37, Mount R189, Q17 for +1.8V discharge circuit.  
11/22-----  
Page 26, Add R535 22\_0402  
Page 31, Add R534 0\_0402 for +RTCVCC  
11/19-----  
Rev A  
Page 8, R482, R480 Pull down (CLK\_DREF\_96M#/CLK\_DREF\_SSC#)  
Page 12, L32, L10, C505, C513, C263, C214 BOM Structure change to GM@  
Add C513, C214 0\_0402 (PM@) for Option Component (Page 49)  
Page 23, Unmount R341  
Mount R342  
Page 28, Update R521, R522, R523, R524, R525, R526, R527, R528, R529, R530 function field.  
Page 29, SWAP function of JMINI1 and JMINI2 (JMINI1 for Robson2, JMINI2 for WLAN)  
Delete C355 0.1U\_0402  
Add R531 0\_0402  
Page 34, Add R533 0\_0402 for ALC888VB DMIC\_CLK  
11/14-----  
Rev B  
Page 7, 8, 9, 10, 11, 12, 13 change U31 BOM Structure from GM@ to JAL90GM@  
Page 8, R102 BOM Structure change from GM@ to JAL90GM@  
Page 10, C210, C218, C222, C228, C208, C215, C220, C223 add BOM Structure PM@  
Page 49, Add C210, C218, C222, C228, C208, C215, C220, C223 option component BOM Structure JAL90GM@  
Add U31 Cantiga-GL, LED1 with BOM Structure JAW50@  
Page 12, R396, C498 BOM Structure change from GM@ to JAL90GM@  
R395 BOM Structure change from PM@ to GLPM@.  
Page 17, R331, R333 BOM Structure change from GM@ to JAL90GM@  
Page 19, R322, R327, R329 BOM Structure change from GM@ to JAL90GM@  
U28 add BOM Structure JAL90@  
Add R518, R519, R520 0\_0402\_5% for JAW50 CRT signal  
Page 20, R51, R52, Q4, R344, R336, C439, C440, R332, U30, R67, R72, Q3, Q5, D6, F2, C443, R351, R354, R358, R364, R365, R367, R372, R373, D19, C427, C431, U27, D20, R305, R306, 307, R308, R309, R310 add BOM Structure JAL90@  
Page 22, R408, R409, R410, R411 change BOM Structure from GM@ to JAL90GM@  
Page 23, R38, R53, R40, R54, R55, R34, U5 change BOM Structure from GM@ to JAL90GM@  
Page 24, R160, R162 BOM Structure change from PM@ to GLPM@  
R159, R161 BOM Structure change from GM@ to GLPM@  
Page 28, Add R521, R522, R523, R524, R525, R526, R527, R528, R529, R530 0\_0402\_5% for JAW50  
U1 add BOM Structure JAL90@  
Page 29, C343, C352, C342, C344, C312, C355 add BOM Structure JAL90@  
Page 32, Q15, LED1 add BOM Structure JAL90@  
Page 33, R512, C592, IR1, C593 add BOM Structure JAL90@  
R252 change BOM Structure from PM@ to GLPM@  
R250 change BOM Structure from GM@ to JAL90GM@  
Page 34, C583, C582, R445, C535, R442,R439 change BOM Structure from @ to 268@  
R490, R506 change BOM Structure from 268@ to @  
R441, R438 add BOM Structure 888VC@  
Page 35, R485, R476, R457, R460, R440, R444, R434, U39, R263, R255, R257, R261, C356, C353, C354, U21, R265, C358, U22, C357, Q43 add BOM Structure JAL90@  
Page 37, C272, C266, U11, C274, C273, R192, Q14, C278, R191 add BOM Structure PM@  
Page 38, R282, R284, Q35, R273 add BOM Structure JAL90@  
Rev A  
Page 37, Change R262 from 100K\_0402 to 10K\_0402 for Power Require(for 2.5V LDO).

Security Classification		Compal Secret Data		Compal Electronics, Inc.	
Issued Date	2007/09/20	Deciphered Date	2008/09/20	Title	SCHEMATIC,LA-4201P
THIS SHEET OF ENGINEERING DRAWING IS THE PROPRIETARY PROPERTY OF COMPAL ELECTRONICS, INC. AND CONTAINS CONFIDENTIAL AND TRADE SECRET INFORMATION. THIS SHEET MAY NOT BE TRANSFERRED FROM THE CUSTODY OF THE COMPETENT DIVISION OF R&D DEPARTMENT EXCEPT AS AUTHORIZED BY COMPAL ELECTRONICS, INC. NEITHER THIS SHEET NOR THE INFORMATION IT CONTAINS MAY BE USED BY OR DISCLOSED TO ANY THIRD PARTY WITHOUT PRIOR WRITTEN CONSENT OF COMPAL ELECTRONICS, INC.				Document Number Customer 401551	Rev I
Date: Monday, July 21, 2008		Sheet 48 of 50			



B --> C Change List

0220-----  
Page 6, Change C98 BOM structure to @

0218-----  
Page 20, Add R569 with BOM structure @  
Page 23, R34, R38, R40, R53, R54, R55 change BOM structure to @  
Page 31, Change R215 to 18K  
Update Power Schematics

0213-----  
Page 11, Delete R113  
Add J1 JUMP\_43X79 with BOM structure @  
Page 31, R558, R559 0 ohm with BOM structure @  
R560, R561 4.7K with BOM structure @  
Page 32, R562, R563 0 ohm with BOM Structure @  
R564, R565 0 ohm  
Page 38, Delete C619  
Add R566, R567, R568 0\_0603 with BOM Structure JAL90@

0204-----  
Page 12, Change L31 to MBK1608301YZF\_0603 with BOM structure GM@  
Change R163 to 0\_0805\_5%  
Page 23, Change BOM Structure of U5 to @  
Page 27, Change BOM Structure of R555 and R550 to @  
Page 33, Change R217 to 31.6K\_0402\_1%  
Change C313 to 1U\_0603\_10V6K  
Page 34, Change R503 to FBMA-L10-160808-301LMT\_0603

01/31-----  
Page 23, Delete U10  
01/29-----  
Page 23, Change R152 BOM Structure to @  
01/24-----  
Page 4, Change U8 to SA00001Z700 (EMC1402)  
Page 33, Change C338 to SE076104K80  
Page 35, Mount C584

01/23-----  
Page 38 Delete F3, R558-560, C609-614  
01/22-----  
Page 11, Delete R79  
Change J1 Symbol to JUMP\_43X79  
Page 33, Add R557 10K (Check)  
Change R245 BOM Structure with @  
Page 38, Add C609-614, R558-560 (Check)  
C607,608, 615-619 (Check)

01/17-----  
Page 11, Add R79 0\_0805  
Update Power Schematics

01/16-----  
Page 11, Delete R79 0\_0805  
Add J1 JUMP\_43X79  
Page 16, Change C296, R301 to 27P\_0402  
Page 19, Change L17, L19, L21 BOM structure to GM@  
Page 23, Mount U29, R339  
Add U10 with BOM structure @ (Co-lay with U5)  
Change R340 Bom structure to @  
Change U5 to MX25L4005AMC-12G\_SO8 (SA00002A900)

Page 27, Change U26, C420 BOM structure to @  
Change R550 to 0\_0402  
Add R555 0\_0402  
Page 32, Change R269 to 240\_0402\_5%, R267 to 453\_0402\_1%  
Change R268 pin1 connect to +5VALW  
Page 33, Change R217 to 18K\_0402\_1% with BOM structure PM@  
Page 35, Add R551,R552, R553, R554 75\_0603\_1% with BOM structure JAL90@  
Add D32 PJDLC05\_SOT23-3  
Page 38, Add F3 3A\_15VDC\_SMD2920P300TF/15  
Page 49, Add R551,R552, R553, R554 1K\_0603\_1% with BOM structure 268@  
Add L17, L19, L21 0\_0805 with BOM structure PM@  
Update U38 (ALC268-VB1-GR ) PN:SA00001GD10 for JAW50

C --> C2 Change List

0319-----  
Page 20, Add R574 0 ohm with BOM Structure JAL90@  
Page 32, Add R570 0 ohm with BOM Structure JAL9050 @  
Add R571 0 ohm with BOM Structure KAL20@  
Add Q37 AO3413 with BOM Structure KAL20@  
Add R575, R576 10K with BOM Structure KAL20@  
Add Q54 2N7002DW with BOM Structure KAL20@  
Update Power Schematics  
Update U31 PN to SA00002JT50(GM)/SA00002JJ50(PM)

C2 --> PreMP Change List

0704-----  
Page 20, Change R51, R52, R67, R72, R542, R543, R574 BOM structure to JAL90PM@  
Page 37, Change U11 BOM structure to JAL90PM@  
Page 50, Add U11 SI4800BDY-T1-E3\_SO8 withe BOM structure JAW50PM@  
Change U31 BOM Structure to JAW50GL@

0624-----  
Page 37, Change U12, U20, U23, U32 to SI4800BDY

0610-----  
Page 23, Change R388 BOM structure to EM@

0528-----  
Add ABO@ for Bluetooth/NewCard/CardReader option  
R222, C316, C317, C332, Q24, C308, C325, R235, Q26  
U14, U16, Q25, C310, C298, C283, C307, C292, C294, C304, C303, C281, C282, R220, C487, C480  
C524, C525, C526, C527, C529, C530, C532, C533, C534, C543, C544, C545, C546, C544, C545  
C547, C548, C549, D26, R427, R428, R429, R430, R435, R436, R443, R452, R453, R535, U34  
Page 23, Change R417 BOM structure to EM@  
Change R416 BOM Strcuture to ABO@  
Page 31, Change R215 BOM structure to ABO@  
Page 32, Change R570 BOM structure to JAL90@  
Page 50, Add R215 with BOM structure EM@

0523-----  
Page 4, Mount R541  
Page 32, Change R266, R268 Bom Structure to JAL90@  
Page 50, Add R266 2.49K\_0402\_1% with BOM Structure JAW50@  
Add R268 1.69K\_0402\_1% with BOM Structure JAW50@  
Change JAW50 U31 PN to SA00002Q830  
0514----- (For JAW50 Analog MIC, EMI Requirement)  
Page 34 change R439, R442 to FBMA-L11-160808-700LMT(SM010004010) with BOM structure 268@  
0513----- (For Acer Lab P193WAX DVI Detect)  
Page 20, Change R51, R52, R67 and R72 BOM structure to PM@  
Page 50, Add R51, R52, R67 and R72 4.7K\_0402 with BOM Structure JAL90GM@  
0429----- (For PC Beep sound, volume down)  
Page 34, Change R496 to 1.3K

0422-----  
Update U9 PN to SA00002JH70  
Update U31 PN to SA00002JJA0/SA00002JTB0

0410-----  
Page 30, Add R577 0\_0603 with BOM structure @  
Add R578 0\_0603

0407-----  
Page 20, change R574 BOM structure to PM@  
Page 31, change R550, R555, R561 BOM structure to JAL90GM@  
Change R215 to 33K  
Page 32, change R266,R268 to 4.99K 1%  
change R267 to 2.49K 1%  
change R269 to 1.69K 1%  
Page 50, change JAL90 PCB P/N to DAZ04700100

Security Classification		Compal Secret Data		Compal Electronics, Inc.			
Issued Date		2007/09/20	Deciphered Date	2008/09/20	Title		
THIS SHEET OF ENGINEERING DRAWING IS THE PROPRIETARY PROPERTY OF COMPAL ELECTRONICS, INC. AND CONTAINS CONFIDENTIAL AND TRADE SECRET INFORMATION. THIS SHEET MAY NOT BE TRANSFERRED FROM THE CUSTODY OF THE COMPETENT DIVISION OF R&D DEPARTMENT EXCEPT AS AUTHORIZED BY COMPAL ELECTRONICS, INC. NEITHER THIS SHEET NOR THE INFORMATION IT CONTAINS MAY BE USED BY OR DISCLOSED TO ANY THIRD PARTY WITHOUT PRIOR WRITTEN CONSENT OF COMPAL ELECTRONICS, INC.					SCHEMATIC,LA-4201P		
					Size	Document Number	Rev
					Custom	401551	I
					Date:	Monday, July 21, 2008	Sheet 49 of 50

## PCB

ZZZ



PCB JAL90 LA-4201P LS-4201P/4202P/4204P/4205P/4207P/4208P

LA4201MB Rev0: DA600007400  
LA4201MB Rev1: DA600007410  
LA4201MB with Small Board Rev1: DAZ04700100

## IC

U31



CANTIGA ES\_FCBGA1329  
CANTIGA PM: SA00002JJA0

U31



CANTIGA ES\_FCBGA1329  
CANTIGA GL: SA00002Q830

U25



RTL8102E-GR\_QFN64P\_9X9  
RTL8102E-GR: SA00001YY00

U38



ALC888S-VB\_LQFP48\_7x7  
ALC888S-VB: SA000026V10

U38



ALC268-GR\_LQFP48\_9X9  
ALC268-VB1-GR: SA00001GD10

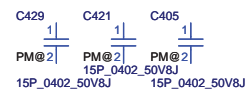
## JAW50 Discrete

U11

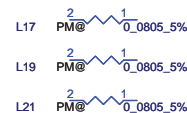


SI4800BDY-T1-E3\_SO8  
SI4800BDY-T1-E3\_SO8: SB548000310

## CRT

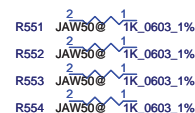


15P\_0402\_50V8J: SE071150J80  
12P\_0402\_50V8J: SE071120J80



0\_0805\_5%: SD002000080

## AUDIO



1K\_0603\_1%: SD014100180

## HDMI/DVI DDC Pull-High



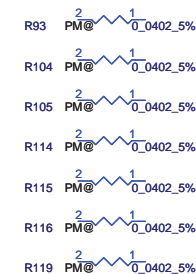
4.7K\_0603\_5%: SD028470180

## KAW00




0\_0402\_5%: SD028000080

## MCH



0\_0402\_5%: SD028000080

## GM45-HDMI



0.1U\_0402\_16V7K: SE076104K80

## JAW50 LED



HT-297DQ/GQ\_AMB/YG\_0603

R268 JAW50@ 1.69K\_0402\_1%  
1.69K\_0402\_1%: SD00000JB80

R266 JAW50@ 2.49K\_0402\_1%  
2.49K\_0402\_1%: SD034249180

Security Classification		Compal Secret Data		Compal Electronics, Inc.	
Issued Date	2007/09/20	Deciphered Date	2008/09/20	Title	SCHEMATIC,LA-4201P
THIS SHEET OF ENGINEERING DRAWING IS THE PROPRIETARY PROPERTY OF COMPAL ELECTRONICS, INC. AND CONTAINS CONFIDENTIAL AND TRADE SECRET INFORMATION. THIS SHEET MAY NOT BE TRANSFERRED FROM THE CUSTODY OF THE COMPETENT DIVISION OF R&D DEPARTMENT EXCEPT AS AUTHORIZED BY COMPAL ELECTRONICS, INC. NEITHER THIS SHEET NOR THE INFORMATION IT CONTAINS MAY BE USED BY OR DISCLOSED TO ANY THIRD PARTY WITHOUT PRIOR WRITTEN CONSENT OF COMPAL ELECTRONICS, INC.				Document Number	401551
				Date	Monday, July 21, 2008
				Sheet	50 of 50